

ANNUAL FINANCIAL REPORT

**MCDUFFIE COUNTY,
GEORGIA**

YEAR ENDED DECEMBER 31, 2023

**MCDUFFIE COUNTY, GEORGIA
ANNUAL FINANCIAL REPORT
YEAR ENDED DECEMBER 31, 2023**

TABLE OF CONTENTS

	<u>Page</u>
INDEPENDENT AUDITORS' REPORT	1
MANAGEMENT'S DISCUSSION AND ANALYSIS	5
BASIC FINANCIAL STATEMENTS	19
Statement of Net Position	20
Statement of Activities	21
Balance Sheets – Governmental Funds	22
Reconciliation of Total Governmental Fund Balance to Net Position of Governmental Activities	23
Statements of Revenues, Expenditures, and Changes in Fund Balances – Governmental Funds	24
Reconciliation of the Statements of Revenues, Expenditures, and Changes in Fund Balances of Governmental Funds to the Statement of Activities	25
Statements of Net Position – Proprietary Funds	26
Statements of Revenues, Expenses, and Changes in Fund Net Position – Proprietary Funds	27
Statements of Cash Flows – Proprietary Funds	28
Statement of Fiduciary Assets and Liabilities – Fiduciary Funds	29
Notes to Financial Statements	30
REQUIRED SUPPLEMENTARY INFORMATION	56
Schedule of Revenues, Expenditures, and Changes in Fund Balance – Budget (Budgetary Basis) and Actual – General Fund	57
Schedule of Net Pension Liability – ACCG Pension Plan for McDuffie County Employees	60
Schedule of Contributions – ACCG Pension Plan for McDuffie County Employees	61
Schedule of Proportionate Share of the Net Pension Liability	62

**MCDUFFIE COUNTY, GEORGIA
ANNUAL FINANCIAL REPORT
YEAR ENDED DECEMBER 31, 2023**

TABLE OF CONTENTS

	<u>Page</u>
COMBINING AND INDIVIDUAL FUND STATEMENTS	63
Major Governmental Funds	64
Nonmajor Governmental Funds	65
Combining Balance Sheet – Nonmajor Governmental Funds	67
Combining Statement of Revenues, Expenditures, and Changes in Fund Balances – Nonmajor Governmental Funds	68
Schedule of Revenues, Expenditures, and Changes in Fund Balance – Budget (Budgetary Basis) and Actual – Jail Fund	69
Schedule of Revenues, Expenditures, and Changes in Fund Balance – Budget (Budgetary Basis) and Actual – Law Library Fund	70
Schedule of Revenues, Expenditures, and Changes in Fund Balance – Budget (Budgetary Basis) and Actual – Juvenile Probation Fund	71
Schedule of Revenues, Expenditures, and Changes in Fund Balance – Budget (Budgetary Basis) and Actual – Drug Task Force Fund	72
Schedule of Revenues, Expenditures, and Changes in Fund Balance – Budget (Budgetary Basis) and Actual – Hotel/Motel Tax Fund	73
Schedule of Revenues, Expenditures, and Changes in Fund Balance – Budget (Budgetary Basis) and Actual – Emergency Telephone System Fund	74
Schedule of Revenues, Expenditures, and Changes in Fund Balance – Budget (Budgetary Basis) and Actual – Landfill Surcharge Fund	75
Schedule of Revenues, Expenditures, and Changes in Fund Balance – Budget (Budgetary Basis) and Actual – Wireless Emergency Telephone System Fund	76
Schedule of Revenues, Expenditures, and Changes in Fund Balance – Budget (Budgetary Basis) and Actual – Drug Forfeiture Fund	77
Schedule of Revenues, Expenditures, and Changes in Fund Balance – Budget (Budgetary Basis) and Actual – LMIG Fund	78
Schedule of Revenues, Expenditures, and Changes in Fund Balance – Budget (Budgetary Basis) and Actual – Drug Court	79
Schedule of Revenues, Expenditures, and Changes in Fund Balance – Budget (Budgetary Basis) and Actual – Transportation Fund	80
Schedule of Revenues, Expenditures, and Changes in Fund Balance – Budget (Budgetary Basis) and Actual – Multiple Grant Fund	81

**MCDUFFIE COUNTY, GEORGIA
ANNUAL FINANCIAL REPORT
YEAR ENDED DECEMBER 31, 2023**

TABLE OF CONTENTS

	<u>Page</u>
Schedule of Revenues, Expenditures, and Changes in Fund Balance – Budget (Budgetary Basis) and Actual – American Rescue Fund	82
Schedule of Revenues, Expenditures, and Changes in Fund Balance – Budget (Budgetary Basis) and Actual – CDBG Fund	83
Fiduciary Funds	84
Combining Balance Sheet – Fiduciary Funds	85
Combining Statement of Changes in Assets and Liabilities – Fiduciary Funds	86
SUPPLEMENTARY INFORMATION	88
Schedule of Special Purpose Local Option Sales Tax 2004-2008	89
Schedule of Special Purpose Local Option Sales Tax 2009-2014	90
Schedule of Special Purpose Local Option Sales Tax 2015-2020	91
Schedule of Special Purpose Local Option Sales Tax 2021-2026	92
Schedule of Project Expenditures and Source and Application of Funds for Community Development Block Grants	93
Report on Internal Control over Financial Reporting and on Compliance and Other Matters Based on an Audit of Financial Statements Performed in Accordance with <i>Government Auditing Standards</i>	95
Schedule of Expenditures of Federal Awards	98
Findings and Questioned Costs	99

(This page is intentionally left blank.)



INDEPENDENT AUDITORS' REPORT

Board of Commissioners
McDuffie County, Georgia

Report on the Audit of the Financial Statements

Opinions

We have audited the financial statements of the governmental activities, the business-type activities, the aggregate discretely presented component units, each major fund, and the aggregate remaining fund information of McDuffie County, Georgia, as of and for the year ended December 31, 2023, and the related notes to the financial statements, which collectively comprise the County's basic financial statements as listed in the table of contents. We did not audit the financial statements of the McDuffie County Health Department, a discretely presented component unit, whose statements reflect total assets and deferred outflows of \$1,081,714 and total net position of \$135,521 as of June 30, 2023, and total revenues of \$709,645 for the year then ended. Those financial statements were audited by other auditors whose report thereon has been furnished to us, and our opinion, insofar as it relates to the amounts included for the McDuffie County Health Department, is based on the report of other auditors.

In our opinion, the accompanying financial statements referred to above present fairly, in all material respects, the respective financial position of the governmental activities, the business-type activities, the aggregate discretely presented component units, each major fund, and the aggregate remaining fund information of McDuffie County, Georgia, as of December 31, 2023, and the respective changes in financial position, and, where applicable, cash flows thereof for the year then ended in accordance with accounting principles generally accepted in the United States of America.

Basis for Opinions

We conducted our audit in accordance with auditing standards generally accepted in the United States of America (GAAS) and the standards applicable to financial audits contained in *Government Auditing Standards* (*Government Auditing Standards*), issued by the Comptroller General of the United States.

Our responsibilities under those standards are further described in the Auditor's Responsibilities for the Audit of the Financial Statements section of our report. We are required to be independent of McDuffie County, Georgia and to meet our other ethical responsibilities, in accordance with the relevant ethical requirements relating to our audit. We believe that the audit evidence we have obtained is sufficient and appropriate to provide a basis for our audit opinions.

Responsibilities of Management for the Financial Statements

Management is responsible for the preparation and fair presentation of the financial statements in accordance with accounting principles generally accepted in the United States of America, and for the design, implementation, and maintenance of internal control relevant to the preparation and fair presentation of financial statements that are free from material misstatement, whether due to fraud or error. In preparing the financial statements, management is required to evaluate whether there are conditions or events, considered in the aggregate, that raise substantial doubt about McDuffie County, Georgia's ability to continue as a going concern for twelve months beyond the financial statement date, including any currently known information that may raise substantial doubt shortly thereafter.

Auditor's Responsibilities for the Audit of the Financial Statements

Our objectives are to obtain reasonable assurance about whether the financial statements as a whole are free from material misstatement, whether due to fraud or error, and to issue an auditor's report that includes our opinions. Reasonable assurance is a high level of assurance but is not absolute assurance and therefore is not a guarantee that an audit conducted in accordance with GAAS and *Government Auditing Standards* will always detect a material misstatement when it exists. The risk of not detecting a material misstatement resulting from fraud is higher than for one resulting from error, as fraud may involve collusion, forgery, intentional omissions, misrepresentations, or the override of internal control. Misstatements are considered material if there is a substantial likelihood that, individually or in the aggregate, they would influence the judgment made by a reasonable user based on the financial statements.

In performing an audit in accordance with GAAS and *Government Auditing Standards*, we

- exercise professional judgment and maintain professional skepticism throughout the audit.
- identify and assess the risks of material misstatement of the financial statements, whether due to fraud or error, and design and perform audit procedures responsive to those risks. Such procedures include examining, on a test basis, evidence regarding the amounts and disclosures in the financial statements.
- obtain an understanding of internal control relevant to the audit in order to design audit procedures that are appropriate in the circumstances, but not for the purpose of expressing an opinion on the effectiveness of McDuffie County, Georgia 's internal control Accordingly, no such opinion is expressed, evaluate the appropriateness of accounting policies used and the reasonableness of significant accounting estimates made by management, as well as evaluate the overall presentation of the financial statements.
- conclude whether, in our judgment, there are conditions or events, considered in the aggregate, that raise substantial doubt about McDuffie County, Georgia 's ability to continue as a going concern for a reasonable period of time. We are required to communicate with those charged with governance regarding, among other matters, the planned scope and timing of the audit, significant audit findings, and certain internal control–related matters that we identified during the audit.

Required Supplementary Information

Accounting principles generally accepted in the United States of America require that the Management's Discussion and Analysis (on pages 5 through 18), the Schedule of the Net Pension Liability (on page 60), the Schedule of Contributions (on page 61), the Schedule of Proportionate Share of the Net Pension Liability (on page 61) and budgetary comparison information (on page 69 through 83) be presented to supplement the basic financial statements. Such information is the responsibility of management and, although not a part of the basic financial statements, is required by the Governmental Accounting Standards Board who considers it to be an essential part of financial reporting for placing the basic financial statements in an appropriate operational, economic, or historical context. We have applied certain limited procedures to the required supplementary information in accordance with auditing standards generally accepted in the United States of America, which consisted of inquiries of management about the methods of preparing the information and comparing the information for consistency with management's responses to our inquiries, the basic financial statements, and other knowledge we obtained during our audit of the basic financial statements. We do not express an opinion or provide any assurance on the information because the limited procedures do not provide us with sufficient evidence to express an opinion or provide any assurance.

Supplementary Information

Our audit was conducted for the purpose of forming opinions on the financial statements that collectively comprise McDuffie County, Georgia's basic financial statements. The combining and individual nonmajor fund financial statements, the Schedule of Special Purpose Local Option Sales Taxes 2004-2008, Schedule of Special Purpose Local Option Sales Taxes 2009-2014, Schedule of Special Purpose Local Option Sales Taxes 2015-2020, Schedule of Special Purpose Local Option Sales Taxes 2021-2026 and Schedule of Project Expenditures and Source and Application of Funds for Community Development Block Grants are presented for purposes of additional analysis and are not a required part of the basic financial statements.

Such information is the responsibility of management and was derived from and relates directly to the underlying accounting and other records used to prepare the basic financial statements. The information has been subjected to the auditing procedures applied in the audit of the basic financial statements and certain additional procedures, including comparing and reconciling such information directly to the underlying accounting and other records used to prepare the basic financial statements or to the basic financial statements themselves, and other additional procedures in accordance with auditing standards generally accepted in the United States of America. In our opinion, the combining and individual nonmajor fund financial statements, the Schedule of Special Purpose Local Option Sales Taxes 2004-2008, Schedule of Special Purpose Local Option Sales Taxes 2009-2014, Schedule of Special Purpose Local Option Sales Taxes 2015-2020, Schedule of Special Purpose Local Option Sales Taxes 2021-2026 and Schedule of Project Expenditures and Source and Application of Funds for Community Development Block Grants are fairly stated, in all material respects, in relation to the basic financial statements as a whole.

Other Reporting Required by *Government Auditing Standards*

In accordance with *Government Auditing Standards*, we have also issued our report dated June 28, 2024, on our consideration of McDuffie County Georgia's internal control over financial reporting and on our tests of its compliance with certain provisions of laws, regulations, contracts and grant agreements and other matters. The purpose of that report is solely to describe the scope of our testing of internal control over financial reporting and compliance and the results of that testing, and not to provide an opinion on the effectiveness of McDuffie County, Georgia 's internal control over financial reporting or on compliance. That report is an integral part of an audit performed in accordance with *Government Auditing Standards* in considering McDuffie County Georgia's internal control over financial reporting and compliance.



The Baird Audit Group, LLC
Certified Public Accountants

Augusta, Georgia
June 28, 2024

..

(This page is intentionally left blank.)

MANAGEMENT'S DISCUSSION AND ANALYSIS

**MCDUFFIE COUNTY GOVERNMENT
MANAGEMENT'S DISCUSSION AND ANALYSIS
FOR THE FISCAL YEAR ENDED DECEMBER 31, 2023**

McDuffie County's management is pleased to provide this narrative discussion and analysis of the financial activities of the County for the fiscal year ended December 31, 2023. We encourage readers to consider the information presented in this analysis along with the complete financial statements and notes in the 2023 Audit Report to enhance their understanding of McDuffie County's financial performance.

Overview of the Financial Statements

This discussion and analysis is intended to serve as an introduction to McDuffie County Government's financial statements which include government-wide and fund statements as well as notes to the financial statements. This report also contains other supplementary information in addition to the basic financials that may be of interest to the reader.

McDuffie County's basic financial statements are comprised of three components: The first component is government-wide financial statements, second is fund financial statements and third, notes to the financial statements. The Government-wide financial statements present an overall picture of McDuffie County's financial position and results of operations. The Fund financial statements present financial information for McDuffie County's major funds. The Notes to the financial statements provide additional information concerning McDuffie County's finances that are not disclosed in the Government-wide or Fund financial statements.

Government-Wide Financial Statements

The government-wide financial statements are designed to provide readers with a broad overview of the County's finances, in a similar manner to a private-sector business.

The Statement Of Net Position presents information on all the County's assets and liabilities, with the difference between the two reported as net position. Over time, increases or decreases in net position may serve as a useful indicator of whether the financial position of the County is improving or deteriorating.

The Statement Of Activities presents information showing how the government's net position changed during the most recent fiscal year. All current year revenues and expenses are included regardless of when cash is received or paid. The purpose of the design of the statement of activities is to show the financial reliance of the County's distinct activities or functions on revenues provided by the County's taxpayers. This statement also presents a comparison between direct expense and program revenues for each function of the government.

Both statements attempt to distinguish functions of McDuffie County that are principally supported by taxes and intergovernmental revenues (governmental activities) from other functions that are intended to recover all or a significant portion of their costs through user fees and charges (business-type activities).

In the *Statement of Net Position* and the *Statement of Activities*, we divide the County into three kinds of activities:

- Governmental activities—Most of the County's basic services are reported here, including general government, public safety, highway and streets, health and welfare, culture and recreation, judicial system and economic development.
- Business-type activities—The County charges a fee to customers to help cover the cost of certain services it provides. The County's Solid Waste, Emergency Medical Services, Raysville and Big Hart Campground, Internal Shop and Lawn Care Services operations are reported here.

- Component units-- The County includes two separate entities in our report, the Thomson-McDuffie Development Authority and the McDuffie County Health Department. The Development Authority serves to promote, pursue and implement economic development in the County. The Health Department is a public health department serving all citizens and non-citizens of McDuffie County needing the available services provided by the Health Department

The government-wide financial statements can be found on pages 20-21 of this report.

Fund Financial Statements

A fund is a grouping of related accounts that is used to maintain control over resources that have been segregated for specific activities or objectives. The County uses fund accounting to ensure and demonstrate compliance with finance-related legal requirements. Within the basic financial statements, the fund financial statements focus on the County's most significant funds, or major funds, rather than on the government as a whole. A major fund is determined based on proportional relationships of individual funds with the entity. Major funds are separately reported while all others are aggregated into a single presentation. The data for nonmajor funds is reported in the latter sections of the audit report.

All of the funds of the County can be divided into three categories: governmental funds, proprietary funds, and fiduciary funds. Like other state and local governments, McDuffie County uses fund accounting to ensure and demonstrate compliance with finance-related legal requirements.

Governmental Funds

Governmental funds are used to account for essentially the same functions reported as governmental activities in the government-wide financial statements. However, unlike the government-wide financial statements, governmental fund financial statements focus on near-term inflows and outflows of spendable resources, as well as on balances of spendable resources available at the end of the fiscal year. Such information is useful in evaluating a government's near-term financing requirements.

Because the focus of governmental funds is narrower than that of the government-wide financial statements, it is useful to compare the information present for governmental funds with similar information presented for governmental activities in the government-wide financial statements. This will allow readers to better understand the long-term impact of the government's near-term financing decisions. Both the governmental fund balance sheet and the governmental fund statement of revenues, expenditures and changes in fund balances provide a reconciliation to facilitate this comparison between governmental funds and governmental activities.

The County maintains 35 individual governmental funds. Information is presented separately in the governmental fund balance sheet and in the governmental fund statement of revenues, expenditures and changes in fund balances for the major funds. McDuffie County reports five major governmental funds – General Fund, SPLOST VII, TSPLOST, and the American Rescue Plan. The basic governmental fund financial statements are presented on pages 22 through 25 of this report.

Proprietary Funds

Proprietary funds are used to account for the operations for which customers are charged a fee for services provided. These funds operate similar to commercial enterprises found in the private sector. Proprietary funds for the government are: Solid Waste, Emergency Medical Services, Big Hart and Raysville Campgrounds.

The basic proprietary fund financial statements are presented on pages 26 through 28 of this report.

Fiduciary Funds

Fiduciary Funds are used to account for resources held by the government for private organizations, other governments or other departments inside the government. The government is responsible for ensuring that these assets are used only for their intended purposes and are paid to the intended recipients. Fiduciary funds are not reflected in the government-wide financial statements because the resources of those funds are not available to support the County's operation or programs. However, the accounting used for fiduciary funds is much like that used for proprietary funds.

The basic fiduciary fund financial statements can be found on pages 30-31 of this report.

Notes to the Basic Financial Statements

The accompanying notes to the financial statements provide information essential to a full understanding of the government-wide and fund financial statements. The notes to the financial statements begin on page 30 of this report.

Other Supplementary Information

In addition to the basic financial statements and notes, this report also presents individual and combining nonmajor fund financial statements. These may be found beginning on page 56. Budgetary comparison schedules for the nonmajor funds are found in this section of the report. These schedules demonstrate compliance with the County's budget.

Government-wide Financial Analysis

Net position may serve over time as useful indicators of a Government's overall financial position to determine if the Government is improving or deteriorating. The Statement of Net Position presents information on all the Government's assets/deferred outflows and liabilities/deferred inflows, with the difference being reported as net position.

Government Assets exceed liabilities by \$79 million for December 31, 2023 compared to \$73 in December 31, 2022. Management has included comparative data which may be useful in comparing the current year and noting possible changes. The largest portion of McDuffie County's net position, 66%, reflects its investment in capital assets such as land, buildings, roads and equipment. The County uses these capital assets to provide a variety of services to its citizens. The balance of unrestricted net position of 12% in 2023, the same as in 2022, may be used to meet the Government's obligations to citizens and creditors.

The following table provides a summary of the County's governmental and business-type net position for fiscal year 2023 and 2022.

MCDUFFIE COUNTY NET POSITION
DECEMBER 31, 2023 AND 2022

	Governmental Activities		Business-Type Activities		Totals	
	2023	2022	2023	2022	2023	2022
Assets						
Current and other assets	\$ 32,321,559	\$ 29,422,511	\$ 2,602,519	\$ 2,518,200	\$ 34,924,078	\$ 31,940,711
Capital assets, net	53,027,950	48,609,038	4,637,775	3,403,393	57,665,725	52,012,431
Total assets	<u>85,349,509</u>	<u>78,031,549</u>	<u>7,240,294</u>	<u>5,921,593</u>	<u>92,589,803</u>	<u>83,953,142</u>
Deferred Outflows of Resources						
Deferred outflows related to pension	2,484,136	2,591,941	-	-	2,484,136	2,591,941
Total deferred outflows of resources	<u>2,484,136</u>	<u>2,591,941</u>	<u>-</u>	<u>-</u>	<u>2,484,136</u>	<u>2,591,941</u>
Total assets and deferred outflows of resources	<u>87,833,645</u>	<u>80,623,490</u>	<u>7,240,294</u>	<u>5,921,593</u>	<u>95,073,939</u>	<u>86,545,083</u>
Liabilities						
Current and other liabilities	2,440,398	1,761,872	1,337,575	1,141,564	3,777,973	2,903,436
Long-term liabilities	4,509,896	4,283,762	113,736	141,856	4,623,632	4,425,618
Total liabilities	<u>6,950,294</u>	<u>6,045,634</u>	<u>1,451,311</u>	<u>1,283,420</u>	<u>8,401,605</u>	<u>7,329,054</u>
Deferred Inflows of Resources						
Deferred inflows related to pension	1,138,124	1,043,224	-	-	1,138,124	1,043,224
Total deferred inflows of resources	<u>1,138,124</u>	<u>1,043,224</u>	<u>-</u>	<u>-</u>	<u>1,138,124</u>	<u>1,043,224</u>
Total liabilities and deferred inflows of resources	<u>8,088,418</u>	<u>7,088,858</u>	<u>1,451,311</u>	<u>1,283,420</u>	<u>9,539,729</u>	<u>8,372,278</u>
Net Position						
Invested in capital assets, net related debt	53,084,136	48,691,156	4,637,775	3,403,393	57,721,911	52,094,549
Restricted - Capital Projects	16,195,791	15,134,456	-	-	16,195,791	15,134,456
Restricted - Special Revenues	1,477,331	1,285,237	-	-	1,477,331	1,285,237
Restricted - Debt Service	-	-	-	-	-	-
Unrestricted	9,044,155	8,505,901	1,151,208	1,234,780	10,195,363	9,740,681
Total net position	<u>\$ 79,801,413</u>	<u>\$ 73,616,750</u>	<u>\$ 5,788,983</u>	<u>\$ 4,638,173</u>	<u>\$ 85,590,396</u>	<u>\$ 78,254,923</u>

Changes in Net Position

Governmental Activities

Governmental activities increased the Government's net position by \$6,184,663. Listed below are some of the key elements of this change:

Governmental Revenues: The main source of revenues for governmental activities is sales tax, which represented 57% and property tax collections, which represented 30% of total governmental revenues. There were increases in revenue during 2023 for hotel taxes, motor vehicle taxes, and interest income.

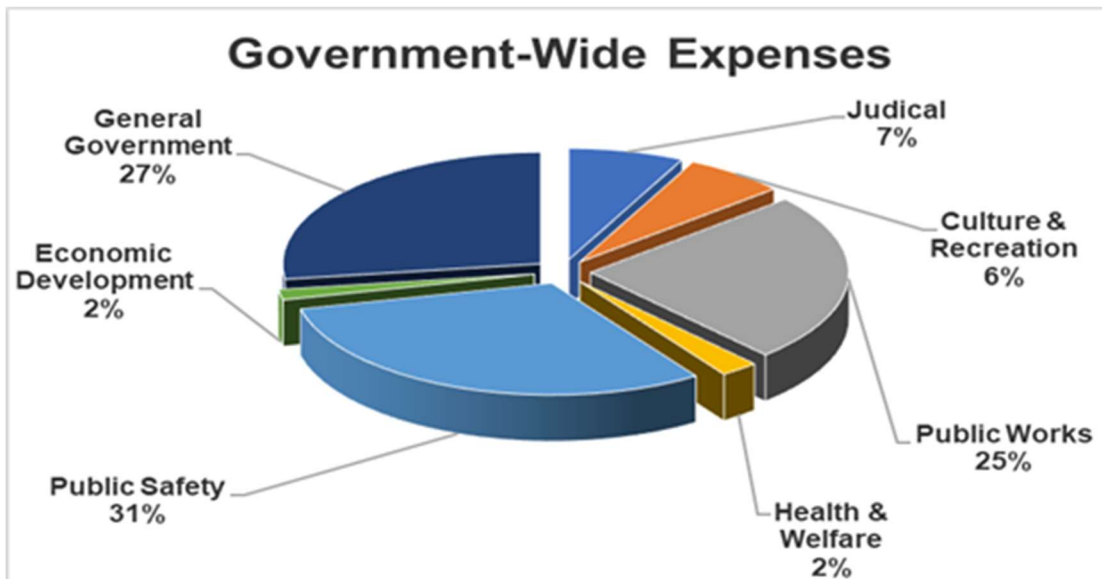
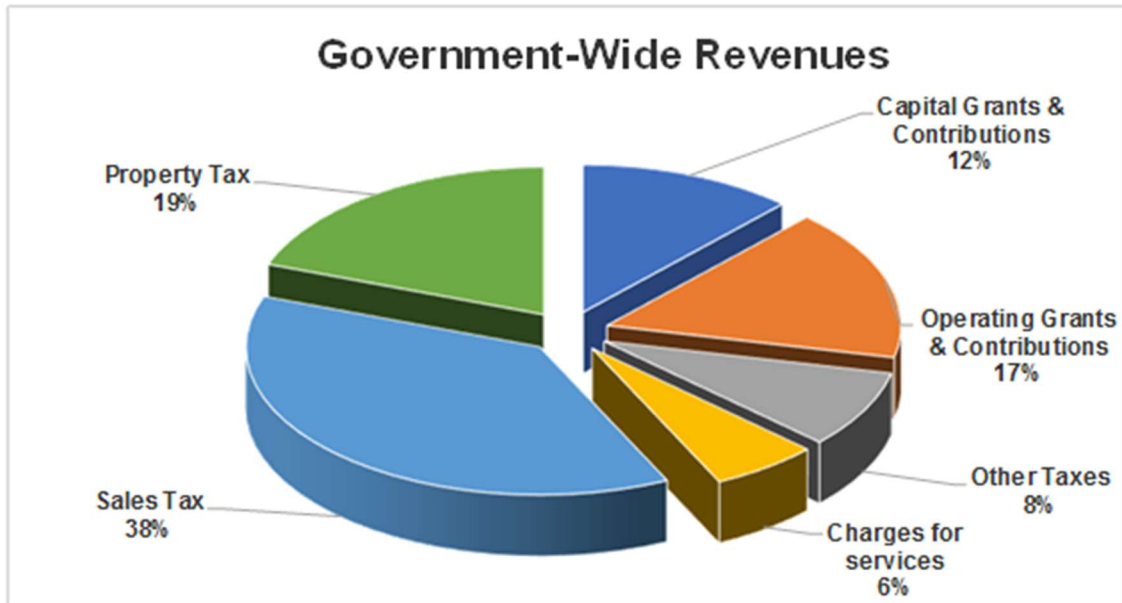
Governmental Functional Expenses: As reflected in the changes for net position, the Government increased its spending by \$256,568, above the previous year. During 2023, expenditures were higher than the previous year due to inflation.

Business-type activities: Business-type activities increased the Government's net position by \$1,150,810. This increase is partially due to the transfer of assets to the Emergency Medical Services fund in the amount of \$821,099 and \$431,890 transfer of assets to the Solid Waste Fund. Internal service funds for internal shop and lawn care reflected decreases of \$1,600 and \$1,686, respectively.

MCDUFFIE COUNTY CHANGES IN NET POSITION

	Governmental Activities		Business-Type		Totals	
	2023	2022	2023	2022	2023	2022
Revenues						
Program Revenues:						
Charges for Services	1,582,872	1,918,616	-	-	1,582,872	1,918,616
Solid Waste			1,440,775	1,962,047	1,440,775	1,962,047
EMS	-	-	5,076,932	4,292,171	5,076,932	4,292,171
Campgrounds	-	-	322,472	339,198	322,472	339,198
Operating Grants & Contributions	4,418,184	3,201,994	103,256	23,315	4,521,440	3,225,309
Capital Grants & Contributions	3,164,798	2,096,570	10,250	9,800	3,175,048	2,106,370
Total Program Revenues	9,165,854	7,217,180	6,953,685	6,626,531	16,119,539	13,843,711
General Revenues:						
Property taxes	5,175,717	5,445,837	-	-	5,175,717	5,445,837
Sales taxes	10,027,543	16,105,216	-	-	10,027,543	16,105,216
Franchise taxes	84,162	88,570	-	-	84,162	88,570
Intangible taxes			-	-	-	-
Hotel/motel taxes	318,297	306,152	-	-	318,297	306,152
Alcoholic beverage taxes	188,761	236,153	-	-	188,761	236,153
Financial institution tax			-	-	-	-
Real estate transfer tax			-	-	-	-
Energy Excise Tax	264,160	332,946	-	-	264,160	332,946
Timber tax	36,766	37,991	-	-	36,766	37,991
Insurance premium tax	-	-	1,777,542	1,639,653	1,777,542	1,639,653
Interest income	430,155	102,115	1,058	9,697	431,213	111,812
Payments in lieu of taxes	44,942	41,944	-	-	44,942	41,944
Licences and permits	255,217	319,110	1,817	1,817	257,034	320,927
Motor Vehicle tax	129,115	75,876	-	-	129,115	75,876
Miscellaneous taxes	501,736	379,195	-	-	501,736	379,195
Total General Revenues	17,456,571	23,471,105	1,780,417	1,651,167	19,236,988	25,122,272
Total Revenue	26,622,425	30,688,285	8,734,102	8,277,698	35,356,527	38,965,983
Expenses:						
General government	5,067,569	5,144,537	-	-	5,067,569	5,144,537
Public Safety	5,808,686	5,462,469	-	-	5,808,686	5,462,469
Public Works	4,655,448	4,021,852	-	-	4,655,448	4,021,852
Health & welfare	453,896	360,175	-	-	453,896	360,175
Solid Waste			1,836,344	2,032,136	1,836,344	2,032,136
EMS	-	-	6,708,137	5,643,165	6,708,137	5,643,165
Campgrounds	-	-	278,938	195,871	278,938	195,871
Internal shop	-	-	177,966	178,252	177,966	178,252
Lawn care services	-	-	91,675	76,373	91,675	76,373
Economic Development	368,571	1,380,535	-	-	368,571	1,380,535
Culture & recreation	1,204,794	988,971	-	-	1,204,794	988,971
Judicial	1,369,030	1,312,887	-	-	1,369,030	1,312,887
Interest	-	-	-	-	-	-
Total Expenses	18,927,994	18,671,426	9,093,060	8,125,797	28,021,054	26,797,223
Transfers Out	(1,509,768)	(998,209)	1,509,768	998,209	-	-
Change in Assets	6,184,663	11,018,650	1,150,810	1,150,110	7,335,473	12,168,760
Ending net position	79,801,413	73,616,750	5,788,983	4,638,173	85,590,396	78,254,923

MCDUFFIE COUNTY GOVERNMENT

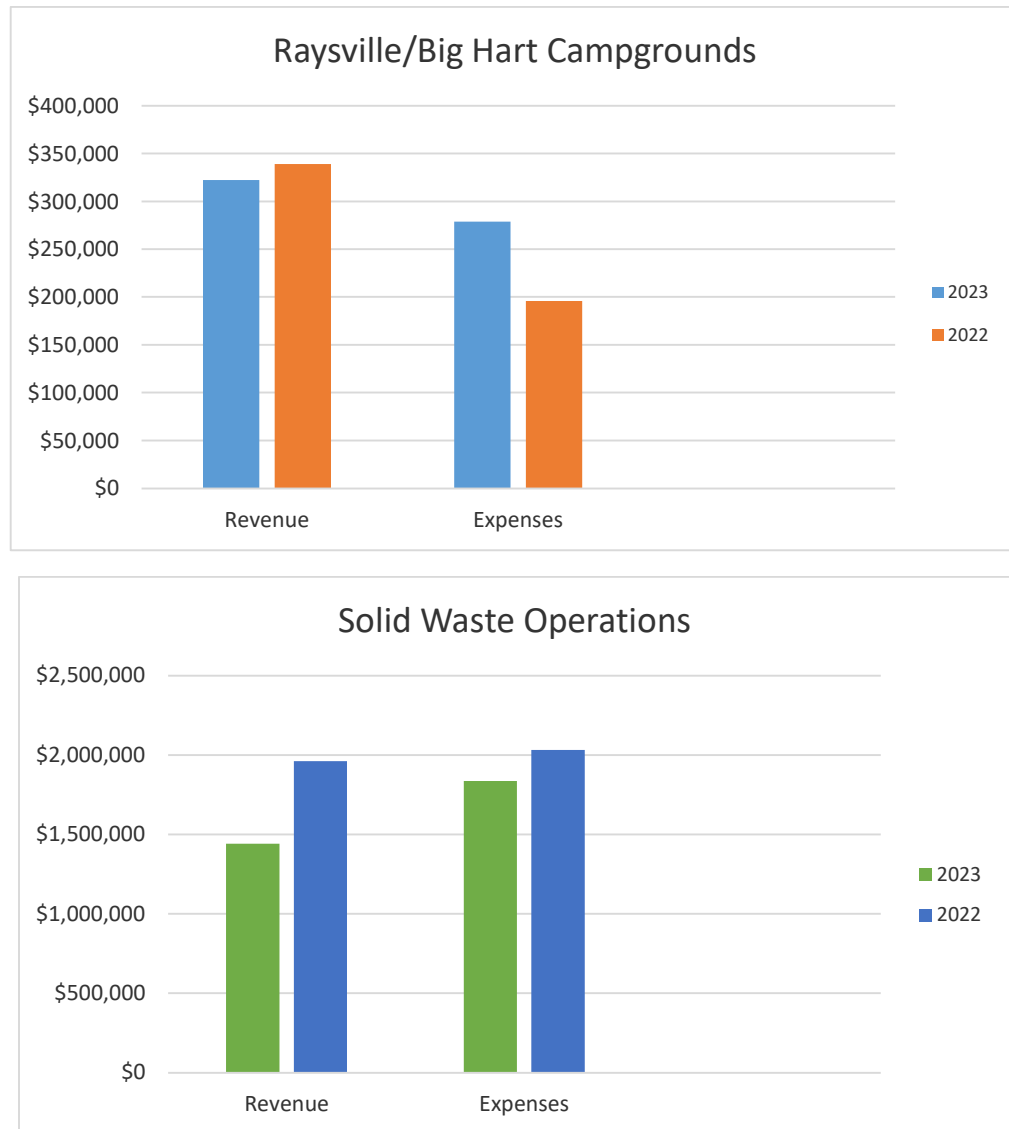


MCDUFFIE COUNTY GOVERNMENT

Business-type activities

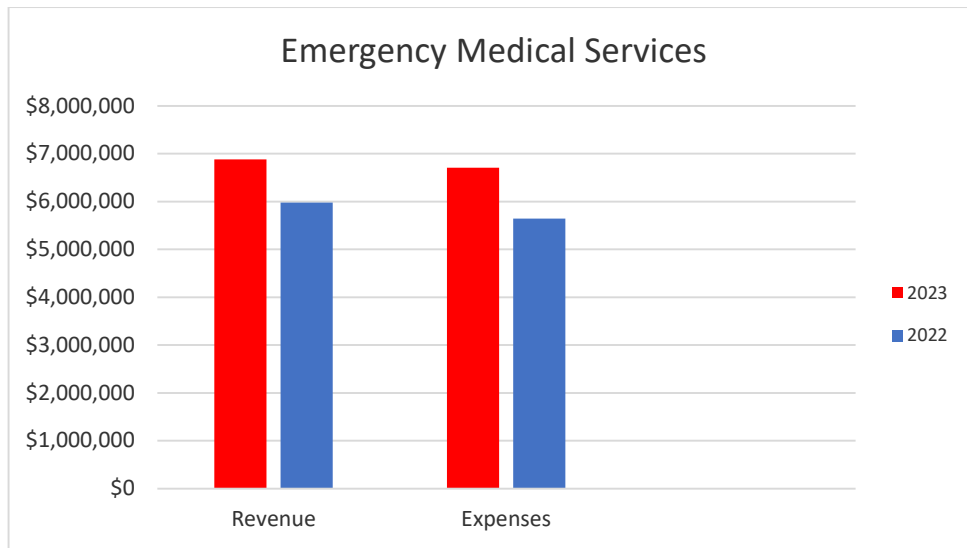
Business-type activities for Raysville and Big Hart Campgrounds generated a profit of \$33,958. These funds will be used for future maintenance and repairs at the facilities. The current rental rates per night for both facilities are \$30 per night. The Solid Waste facility operated at a loss of \$395,569 due to increased pricing in the contract for transport and disposal charges. The landfill surcharge made a transfer in the amount of \$431,890 to the Solid Waste Fund to give an overall profit of \$36,321. The illustration below compares the revenues and expenses for 2023 and 2022.

BUSINESS-TYPE ACTIVITIES 2023



Emergency Medical Services was added in 2020 as a new business-type activity. The total expenses for the year was \$6,708,137 and charges for services was \$5,078,749. This fund received additional revenues in the amount of \$1,797,918 for insurance premium tax, interest income and donations

MCDUFFIE COUNTY GOVERNMENT



Financial Analysis of McDuffie County's Funds

As noted earlier, McDuffie County employs fund accounting to ensure and demonstrate compliance with finance-related legal requirements.

Governmental Funds

Governmental funds provide information on near-term inflows, outflows, and balances of spendable resources. In assessing McDuffie County's financing requirements, unassigned fund balance is a particularly useful measure of net resources available for spending at the end of the fiscal year. The governmental fund types include the General Fund, Special Revenue Funds and Capital Projects Fund. The major funds are General Fund, SPLOST VII, TSPLOST and American Rescue Plan.

As of December 31, 2023, McDuffie County governmental funds, which include the major funds and various other funds, reported combined fund balances of \$29,464,741.

The General Fund is the chief operating fund of the County. At December 31, 2023, total fund balance was \$11,791,619. The fund balance of McDuffie County has increased by \$658,542 since 2023. American Rescue Funds are another major fund and these are federal funds in which the County has received for designated purposes.

Capital Project funds account for the construction of capital improvements with SPLOST VII being a major fund. The SPLOST Capital Project Fund reflects funds collected from the 1% Special Local Option Sales Tax and are expended for capital items that agree with the resolution approved by the voters. Because projects often bridge several years and involve design, land acquisition, and construction phases, expenditures may vary widely from year to year. Costs expended yearly in capital projects funds are added to the County's construction-in-progress until the project is complete, and then depreciated over the assets' useful lives.

Transportation SPLOST is another major fund for the Government. This fund reflects revenues collected from the 1% Special Local Option Sales Tax that is designated for road construction and improvements.

A Local Maintenance and Improvement Grant is awarded annually by the Georgia Department of Transportation. The Board of Commissioners submits a listing of recommendations along with the estimated costs to the State of Georgia. Once approved by the State, the grant is awarded and funds are

MCDUFFIE COUNTY GOVERNMENT

disbursed to the County. Any additional funds needed are funded through SPLOST and T-SPLOST known as the Transportation Special Purpose Local Option Sales Tax.

Proprietary Funds

Proprietary fund statements provide the same information as in the business-type activities column of the government-wide statements, but in greater detail, and on a fund basis for enterprise funds.

Enterprise Funds – At December 31, 2023, total net position amounted to \$5,694,795 for enterprise funds compared to \$4,638,173 at December 31, 2022. Net position changes are a result of operations, other non-operating revenues and expenses, capital contributions and donated assets and grants.

Emergency Medical Services had an increase in net position of \$4,483,980 included in that amount is \$821,099 of assets purchased by SPLOST funds. Big Hart and Raysville Campgrounds had a profit of \$33,958. The Solid Waste fund reflected a loss for the year of \$395,569 due to increase pricing with the transportation and disposal costs. Solid Waste had \$431,890 in assets purchased by the landfill surcharge fund; therefore, reflecting a \$36,321 profit in the Solid Waste fund. The expenses for the facility decreased by 10% for the current year.

Capital Assets and Debt Administration

Capital Assets

McDuffie County has invested \$53,084,136 in capital assets (net of accumulated depreciation). Approximately 99% of this investment is related to governmental activities and includes infrastructure, land, buildings and machinery and equipment. As always McDuffie County continues to increase capital assets each year to provide the best services to the citizens of McDuffie County. Capital assets are discussed in more detail in Note 6 of the financial statements.

The Citizens of McDuffie County voted to pass the Transportation Special Purpose Local Option Sales Tax for a second time. These additional revenues are used for the resurfacing and paving of roads in the community along with joint projects with other Counties. In 2015, Georgia Department of Transportation approved the expansion of the western bypass. This award was in the amount of \$19,018,985. This expansion will be near the new University Hospital McDuffie facility and connect to the other completed portion of the western bypass. This project will be paid from the using T-SPLOST proceeds for joint projects with other Counties and should be completed in 2024.

During 2021, the County began receiving collections from SPLOST VII, which is the new six-year SPLOST the voters approved in 2020. These funds will assist with many capital assets needed in the community.

Capital assets held by the County at the end of the fiscal year are summarized as follows:

MCDUFFIE COUNTY GOVERNMENT

McDuffie County Capital Assets (net of accumulated depreciation)

	Governmental Activities		Business-Type Activities		Totals	
	2023	2022	2023	2022	2023	2022
Assets						
Land	\$ 3,588,475	\$ 3,588,475	\$ 319,649	\$ 319,649	\$ 3,908,124	\$ 3,908,124
Buildings	39,431,395	39,377,416	2,752,669	2,696,561	42,184,064	42,073,977
Machinery and Equipment	9,485,822	8,878,449	5,589,828	4,189,373	15,075,650	13,067,822
Infrastructure	53,138,310	51,492,105	-	-	53,138,310	51,492,105
Construction In Progress	17,377,771	12,449,012	823,215	332,551	18,200,986	12,781,563
Right of use - leased assets	56,186	82,118	-	-	56,186	82,118
Total assets	<u>123,077,959</u>	<u>115,867,575</u>	<u>9,485,361</u>	<u>7,538,134</u>	<u>132,563,320</u>	<u>123,405,709</u>
Accumulated Depreciation	<u>(69,993,823)</u>	<u>(67,176,419)</u>	<u>(4,847,586)</u>	<u>(466,614)</u>	<u>(74,841,409)</u>	<u>(67,643,033)</u>
Total assets	<u><u>53,084,136</u></u>	<u><u>48,691,156</u></u>	<u><u>4,637,775</u></u>	<u><u>7,071,520</u></u>	<u><u>57,721,911</u></u>	<u><u>55,762,676</u></u>

Listed below are some of the significant capital asset transactions which occurred in 2023:

- Capital assets purchased during 2023 included five vehicles for the Sheriff's Office totaling \$260,215, one van for \$34,854 and one truck for \$37,552 to be used for County services, access control door system and security cameras \$130,364, \$79,800 for information technology system upgrades, \$64,881 for a fueling station and other capital assets totaling \$147,073.
- The gym located at Sweetwater Park had the floors refinished totaling \$39,100 which was funded by general fund and Splost VI.
- A fence was installed at the Historical Rock House in the amount of \$14,879.
- Local maintenance and Improvement Grant funded a portion of road resurfacing in the amount of \$508,772.
- T-SPLOST funded a portion of road resurfacing in the amount of \$862,311.
- SPLOST VI funded a golf cart for the recreation department for \$7,490, Emergency Telephone purchased \$5,500 for lockers and the Jail fund spent \$14,488 for equipment.

MCDUFFIE COUNTY GOVERNMENT

Debt Service

McDuffie County is a very fiscally conservative government. Debt agreements are used for capital outlay items. McDuffie County continues to have an excellent credit rating with Dunn & Bradstreet and should have no conflicts that would affect the financing of any planned facilities or services. With the last bond issuance, Standard & Poor's Rating Services rated McDuffie County's general obligation bond at a A+. Currently, the County does not have any outstanding notes or bonds.

The State of Georgia has established a limit on the amount of general obligation debt that a unit of government can issue. The law limits the debt to 10% of the total assessed value of taxable property located with the government's jurisdiction. The legal debt margin for McDuffie County is approximately \$71 million.

The following table displays all debt owed by McDuffie County for the current and prior years. This entire amount is backed by full faith and credit of the government. This table presents accrued compensated absences which reflect the liability the county owes the employees for vacation time. Also, the table includes postclosure cost for the landfill. This liability represents the cost for routine water monitoring at the facility. The landfill was closed in 1995 and the county must maintain the landfill for thirty years. The net pension liability listed in the chart below represents the amount the County needs to fund future pension payments. This liability was calculated by the actuarial valuation as of December 31, 2023. Note 8 of the financial statements provide a summary of the long-term liability transactions for the year ending 2023.

McDuffie County Outstanding Debt Fiscal Years 2023 and 2022

	Governmental Activities		Business-Type Activities		Totals	
	2023	2022	2023	2022	2023	2022
Accrued compensated absences	\$ 525,652	\$ 468,979	\$ 15,549	\$ 15,728	\$ 541,201	\$ 484,707
Net pension liability	3,953,990	3,758,597	-	-	3,953,990	3,758,597
Lease liability	56,186	82,118	-	-	56,186	82,118
Postclosure costs	-	-	98,187	126,128	98,187	126,128
Total debt	4,535,828	4,309,694	113,736	141,856	4,649,564	4,451,550

MCDUFFIE COUNTY GOVERNMENT

Economic Factors and Rates

McDuffie County Board of Commissioners continues to aggressively address the current and future needs of the County by focusing on sound financial management, the reserve policy, the use of current resources for capital expenditures and the development of capital improvements plans. With a growing population, the challenge is to continue to improve the quality of life by concentrating on the demands placed on other infrastructure such as providing residents in the County with water, sewer and many other quality services.

McDuffie County continues to strive to seek new developers and industries within the community. During 2023, McDuffie County issued permits for a Dairy Queen, Tidal Wave Car Wash, Molly's and Thomson Travel Center, both which are convenient stores, Smile Storage Facility and Thomson Retail Center, which will contain multiple businesses. All of these permits were for new developments. Advanced Auto manufacturing built an addition to their current facility. McDuffie County is currently experiencing an upward trend of economic growth, along with new housing developments.

McDuffie County is making every effort to keep the unemployment rate low. The unemployment rate as of December, 2023 was 4.2% compared to December, 2022 of 4.1%.

Budget Highlights for the Fiscal Year Ending December 31, 2023

- The County was able to use the same millage rate as the previous budget year to balance the 2023 budget.
- Big Hart and Raysville Campgrounds continues to be a tourist attraction for those wanting to enjoy the lake and outdoors with approximately 10,749 reservations made during 2023.
- McDuffie County received American Rescue Plan Act Funds in the amount of \$4,139,606, and a Broadband Infrastructure Grant in the amount of \$3,817,35. These funds have been allocated for a county-wide broadband project. This project was included in the 2023 budget and is expected to be completed in 2024.

Request for Information

This financial report is designed to provide a general overview of McDuffie County Government's finances for anyone interested in our County's finances. Questions concerning this report or any requests for additional information may be addressed to the McDuffie County Board of Commissioners, 210 Railroad Street, Thomson, GA 30824, and 706-595-2109 or at our Website: www.thomson-mcduffie.gov.

BASIC FINANCIAL STATEMENTS

MCDUFFIE COUNTY, GEORGIA
STATEMENT OF NET POSITION
DECEMBER 31, 2023

	Primary Government			Component Units	
	Governmental Activities	Business-type Activities	Total	Development Authority	Health Department
Assets					
Cash and cash equivalents	\$ 27,278,756	\$ 626,421	\$ 27,905,177	\$ 2,226,400	\$ 592,965
Investments	-	-	-	-	-
Receivables					
Taxes	1,241,954	-	1,241,954	-	-
Accounts	626,066	1,933,390	2,559,456	876,016	8,542
A/R-Dept. of Public Health	-	-	-	-	27,228
Intergovernmental	1,699,946	-	1,699,946	-	-
Due from other funds	1,246,133	20,250	1,266,383	-	-
Due from external parties	228,704	-	228,704	-	-
Inventory	-	22,458	22,458	-	-
Right of use - asset	-	-	-	-	-
Capital assets not being depreciated:					
Construction in progress	17,377,771	823,215	18,200,986	-	-
Land	3,588,475	319,649	3,908,124	4,764,925	-
Capital assets (net of accumulated depreciation)					
Buildings and improvements	22,260,265	1,609,367	23,869,632	1,521,304	-
Furniture, fixtures, and equipment	2,332,129	1,885,544	4,217,673	7,808	9,393
Infrastructure	7,469,310	-	7,469,310	-	-
Right of use - leased assets	56,186	-	56,186	-	-
Total assets	85,405,695	7,240,294	92,645,989	9,396,453	638,128
Deferred Outflows of Resources					
Deferred outflows related to pension	2,484,136	-	2,484,136	-	443,586
Total deferred outflows of resources	2,484,136	-	2,484,136	-	443,586
Total assets and deferred outflows of resources	87,889,831	7,240,294	95,130,125	9,396,453	1,081,714
Liabilities					
Accounts payable	1,514,612	729,461	2,244,073	-	5,026
A/P-DPH	-	-	-	-	-
Accrued liabilities	172,444	69,141	241,585	-	-
Due to other funds	727,410	538,973	1,266,383	-	-
Noncurrent liabilities					
Due within one year					
Bond payable	-	-	-	-	-
Note payable	-	-	-	64,998	-
Lease obligation current	25,932	-	25,932	-	-
Due in more than one year					
Note payable	-	-	-	181,720	-
Bond payable	-	-	-	-	-
Lease obligation non - current	30,254	-	30,254	-	-
Closure and post closure costs payable	-	98,187	98,187	-	-
Compensated absences payable	525,652	15,549	541,201	-	61,561
Net OPEB liability	-	-	-	-	(28,231)
Net Pension liabilities	3,953,990	-	3,953,990	-	840,485
Total liabilities	6,950,294	1,451,311	8,401,605	246,718	878,841
Deferred Inflows of Resources					
Deferred inflows related to pension	1,138,124	-	1,138,124	-	67,352
Total deferred inflows of resources	1,138,124	-	1,138,124	-	67,352
Total liabilities and deferred inflows of resources	8,088,418	1,451,311	9,539,729	246,718	946,193
Net Position					
Net investment in capital assets	53,084,136	4,637,775	57,721,911	6,047,319	9,393
Restricted for:					
Capital projects	16,195,791	-	16,195,791	-	-
Special revenues	1,477,331	-	1,477,331	-	-
Debt service	-	-	-	-	-
Unrestricted	9,044,155	1,151,208	10,195,363	3,102,416	126,128
Total net position	\$ 79,801,413	\$ 5,788,983	\$ 85,590,396	\$ 9,149,735	\$ 135,521

The notes to the financial statements are an integral part of this statement.

MCDUFFIE COUNTY, GEORGIA
STATEMENT OF ACTIVITIES
FOR THE YEAR ENDED DECEMBER 31, 2023

Functions/Programs	Expenses	Program Revenues			Net Revenue Expense) and Changes in Net Position				
		Charges for Services	Operating Grants and Contributions	Capital Grants and Contributions	Primary Government			Component Units	
					Governmental Activities	Business-type Activities	Total	Development Authority	Health Department
Primary government:									
Governmental activities:									
General government	\$ 5,067,569	\$ 560,317	\$ 4,418,184	\$ 3,164,798	\$ 3,075,730	\$ -	\$ 3,075,730	\$ -	\$ -
Public safety	5,808,686	-	-	-	(5,808,686)	-	(5,808,686)	-	-
Public works	4,655,448	-	-	-	(4,655,448)	-	(4,655,448)	-	-
Health and welfare	453,896	-	-	-	(453,896)	-	(453,896)	-	-
Culture and recreation	1,204,794	86,907	-	-	(1,117,887)	-	(1,117,887)	-	-
Economic development	368,571	151,633	-	-	(216,938)	-	(216,938)	-	-
Judicial	1,369,030	784,015	-	-	(585,015)	-	(585,015)	-	-
Total governmental activities	18,927,994	1,582,872	4,418,184	3,164,798	(9,762,140)	-	(9,762,140)	-	-
Business-type activities:									
Solid Waste	1,836,344	1,440,775	-	-	-	(395,569)	(395,569)	-	-
EMS	6,708,137	5,076,932	103,256	10,250	-	(1,517,699)	(1,517,699)	-	-
Big Hart & Raysville Campgrounds	278,938	322,472	-	-	-	43,534	43,534	-	-
Internal Shop	177,966	-	-	-	-	(177,966)	(177,966)	-	-
Lawn care services	91,675	-	-	-	-	(91,675)	(91,675)	-	-
Total business-type activities	9,093,060	6,840,179	103,256	10,250	-	(2,139,375)	(2,139,375)	-	-
Total primary government	\$ 28,021,054	\$ 8,423,051	\$ 4,521,440	\$ 3,175,048	(9,762,140)	(2,139,375)	(11,901,515)	-	-
Component units:									
Development Authority	\$ 344,938	\$ 593,027	\$ 3,750	\$ -				251,839	-
Health Department	817,866	157,258	552,315	-				-	(108,293)
Total component units	\$ 1,162,804	\$ 750,285	\$ 556,065	\$ -				251,839	(108,293)
General revenues:									
Property taxes					5,175,717	-	5,175,717	-	-
Sales taxes					10,027,543	-	10,027,543	-	-
Franchise taxes					84,162	-	84,162	-	-
Insurance premium tax					-	1,777,542	1,777,542	-	-
Hotel/motel taxes					318,297	-	318,297	-	-
Motor vehicle tax					129,115	-	129,115	-	-
Alcoholic beverage taxes					188,761	-	188,761	-	-
Excise tax					264,160	-	264,160	-	-
Timber tax					36,766	-	36,766	-	-
Licences and permits					255,217	1,817	257,034	-	-
Miscellaneous taxes					501,736	-	501,736	-	-
Payments in lieu of taxes					44,942	-	44,942	-	-
Interest - unrestricted					430,155	1,058	431,213	73,473	72
Total general revenues					17,456,571	1,780,417	19,236,988	73,473	72
Asset transfers					-	-	-	-	-
Transfers					(1,509,768)	1,509,768	-	-	-
Change in net position					6,184,663	1,150,810	7,335,473	325,312	(108,221)
Net position, beginning of year					73,616,750	4,638,173	78,254,923	8,824,423	243,742
Net position, end of year					\$ 79,801,413	\$ 5,788,983	\$ 85,590,396	\$ 9,149,735	\$ 135,521

The notes to the financial statements are an integral part of this statement.

MCDUFFIE COUNTY, GEORGIA
BALANCE SHEETS
GOVERNMENTAL FUNDS
DECEMBER 31, 2023

	General	SPLOST VII	TSPLOST	American Rescue Plan	Other Governmental Funds	Total Governmental Funds
ASSETS						
Cash and cash equivalents	\$ 10,560,999	\$ 7,955,070	\$ 164,577	\$ 4,415,307	\$ 4,182,803	\$ 27,278,756
Investments	-	-	-	-	-	-
Receivables						
Property taxes, net allowance	819,871	-	-	-	-	819,871
Sales tax	100	421,983	-	-	-	422,083
Other	466,237	-	-	-	159,829	626,066
Due from other funds	1,104,645	-	-	-	141,488	1,246,133
Intergovernmental receivables	15,754	-	1,571,559	-	112,633	1,699,946
Due from external parties	228,704	-	-	-	-	228,704
Total assets	<u>\$ 13,196,310</u>	<u>\$ 8,377,053</u>	<u>\$ 1,736,136</u>	<u>\$ 4,415,307</u>	<u>\$ 4,596,753</u>	<u>\$ 32,321,559</u>
LIABILITIES, DEFERRED INFLOWS OF RESOURCES AND FUND BALANCES						
Liabilities						
Accounts payable	\$ 665,977	\$ 679,659	\$ 70,605	\$ 100	\$ 98,271	\$ 1,514,612
Accrued liabilities	154,994	-	-	-	17,450	172,444
Deferred income	-	-	-	-	-	-
Due to other funds	141,368	-	416,159	300	169,583	727,410
Total liabilities	<u>962,339</u>	<u>679,659</u>	<u>486,764</u>	<u>400</u>	<u>285,304</u>	<u>2,414,466</u>
Deferred inflows of resources						
Unavailable revenues - property taxes	442,352	-	-	-	-	442,352
Total deferred inflows	<u>442,352</u>	<u>-</u>	<u>-</u>	<u>-</u>	<u>-</u>	<u>442,352</u>
Fund Balances						
Restricted for:						
Capital projects	-	7,697,394	1,249,372	4,414,907	2,834,118	16,195,791
Special revenues	-	-	-	-	1,477,331	1,477,331
Debt service	-	-	-	-	-	-
Unassigned	11,791,619	-	-	-	-	11,791,619
Total fund balances	<u>11,791,619</u>	<u>7,697,394</u>	<u>1,249,372</u>	<u>4,414,907</u>	<u>4,311,449</u>	<u>29,464,741</u>
Total liabilities, deferred inflows of resources and fund balances	<u>\$ 13,196,310</u>	<u>\$ 8,377,053</u>	<u>\$ 1,736,136</u>	<u>\$ 4,415,307</u>	<u>\$ 4,596,753</u>	<u>\$ 32,321,559</u>

The notes to the financial statements are an integral part of this statement.

MCDUFFIE COUNTY, GEORGIA
RECONCILIATION OF TOTAL GOVERNMENTAL FUND BALANCES TO
NET POSITION OF GOVERNMENTAL ACTIVITIES
DECEMBER 31, 2023

Total fund balances - governmental funds	\$ 29,464,741
--	---------------

Amounts reported for governmental activities in the statement of net position are different because:

Capital assets used in governmental activities are not financial resources and therefore are not reported in the funds. These assets consist of:

Construction in process	17,377,771
Land	3,588,475
Infrastructure	53,138,310
Buildings and improvements	39,431,395
Furniture, fixtures, and equipment	9,485,822
Right of use - lease assets	56,186
Accumulated depreciation	<u>(69,993,823)</u>

Total capital assets	<u>53,084,136</u>
----------------------	-------------------

Some revenues will be collected after year end but are not available soon enough to pay for the current period's expenditures and therefore are deferred in the funds.

442,352

The net pension liability is not due and payable in the current period and, therefore, it and the related deferred outflows of resources and deferred inflows of resources are not reported in the funds.

(2,607,978)

Long-term liabilities, including bonds payable are not due and payable in the current period and therefore are not reported in the funds

General obligations	(56,186)
Compensated absences	<u>(525,652)</u>

Total long-term liabilities	<u>(581,838)</u>
-----------------------------	------------------

Net position of governmental activities	<u>\$ 79,801,413</u>
---	----------------------

The notes to the financial statements are an integral part of this statement.

MCDUFFIE COUNTY, GEORGIA
STATEMENT OF REVENUES, EXPENDITURES, AND CHANGES IN FUND BALANCES – GOVERNMENTAL FUNDS
DECEMBER 31, 2023

				American	Other	Total
	General	SPLOST VII	T SPLOST	Rescue Plan	Governmental	Governmental
					Funds	Funds
REVENUES						
Taxes	\$ 10,628,410	\$ 4,563,976	\$ 1,260,209	\$ -	\$ 318,604	\$ 16,771,199
Licenses and permits	255,217	-	-	-	-	255,217
Intergovernmental	2,361,065	-	2,738,144	-	2,051,574	7,150,783
Fines and forfeitures	686,687	-	-	-	97,328	784,015
Charges for services	550,097	-	-	-	10,220	560,317
Contributions and donations from private sources	5,545	-	-	-	-	5,545
Rentals	86,907	-	-	-	-	86,907
Other revenue	64,307	-	-	-	87,326	151,633
Other financing sources	-	-	-	-	-	-
Interest	213,863	312,672	20,107	215,825	94,342	856,809
	<u>14,852,098</u>	<u>4,876,648</u>	<u>4,018,460</u>	<u>215,825</u>	<u>2,659,394</u>	<u>26,622,425</u>
EXPENDITURES						
Current expenditures:						
General government	4,114,733	100,055	1,818	-	-	4,216,606
Public safety	4,274,081	62,447	-	-	945,187	5,281,715
Public works	1,353,791	139,357	399,179	-	657,057	2,549,384
Health and welfare	385,202	-	-	190	9,218	394,610
Culture and recreation	1,088,861	-	-	-	-	1,088,861
Judicial	1,355,169	-	-	-	13,861	1,369,030
Housing and development	82,629	3,750	-	-	282,192	368,571
Other	547,524	-	-	-	702	548,226
Capital outlay:						
General government	312,571	-	-	-	-	312,571
Public safety	260,215	-	-	-	19,988	280,203
Judicial	-	-	-	-	-	-
Health and welfare	36,785	-	-	-	-	36,785
Culture and recreation	65,843	-	-	-	48,436	114,279
Public works	64,881	1,572,470	4,474,235	-	528,259	6,639,845
Economic development	-	-	-	-	-	-
Debt service:						
Principal	-	-	-	-	-	-
Interest	-	-	-	-	-	-
	<u>13,942,285</u>	<u>1,878,079</u>	<u>4,875,232</u>	<u>190</u>	<u>2,504,900</u>	<u>23,200,686</u>
Excess (deficiency) of revenues over expenditures	<u>909,813</u>	<u>2,998,569</u>	<u>(856,772)</u>	<u>215,635</u>	<u>154,494</u>	<u>3,421,739</u>
OTHER FINANCING SOURCES (USES)						
Transfer in	95,073	-	-	-	189,740	284,813
Transfer out	(346,344)	(1,333,054)	-	-	(115,183)	(1,794,581)
	<u>(251,271)</u>	<u>(1,333,054)</u>	<u>-</u>	<u>-</u>	<u>74,557</u>	<u>(1,509,768)</u>
CHANGE IN FUND BALANCES	658,542	1,665,515	(856,772)	215,635	229,051	1,911,971
FUND BALANCES, BEGINNING OF YEAR	<u>11,133,077</u>	<u>6,031,879</u>	<u>2,106,144</u>	<u>4,199,272</u>	<u>4,082,398</u>	<u>27,552,770</u>
FUND BALANCES, END OF YEAR	<u>\$ 11,791,619</u>	<u>\$ 7,697,394</u>	<u>\$ 1,249,372</u>	<u>\$ 4,414,907</u>	<u>\$ 4,311,449</u>	<u>\$ 29,464,741</u>

The notes to the financial statements are an integral part of this financial statement.

MCDUFFIE COUNTY, GEORGIA
RECONCILIATION OF THE STATEMENTS OF REVENUES, EXPENDITURES, AND
CHANGES IN FUND BALANCES OF GOVERNMENTAL FUNDS TO THE
STATEMENT OF ACTIVITIES
FOR THE YEAR ENDED DECEMBER 31, 2023

Amounts reported for governmental activities in the statement of activities are different because:

Net change in fund balances - governmental funds	\$ 1,911,971
Capital outlays are reported as expenditures in governmental funds. However, in the statement of activities, the costs of capital assets are allocated over their estimated useful lives as depreciation expense. For the current year, these amounts were:	
Capital outlay	7,383,682
Depreciation expense	<u>(2,970,007)</u>
Net change in capital assets	<u>4,413,675</u>
In the statement of activities, the gain or loss on disposal of capital assets is reported, whereas in the governmental funds, the proceeds from the sale of capital assets increase financial resources.	
Cost of capital assets	(173,298)
Accumulated depreciation	<u>152,603</u>
Net book value	<u>(20,695)</u>
Because some revenues will not be collected for several months after the County's fiscal year end, they are not considered "available" revenues and are deferred in the governmental funds.	
	<u>390,669</u>
The issuance of long-term debt (e.g. bonds, leases) provides current financial resources to governmental funds, the repayment of the principal of long-term debt consume the current financial resources of governmental funds. Neither transaction, however, has any effect on net position.	
Net change in debt	<u>(56,186)</u>
Some expenses reported in the statement of activities do not require the use of current financial resources and therefore are not reported as expenditures in governmental funds.	
Changes in McDuffie's proportionate share of the net pension liability, deferred outflows of resources, and deferred inflows of resources for the current year are not reported in the governmental funds but are reported in the Statement of Activities	(398,098)
Compensated absences	<u>(56,673)</u>
	<u>(454,771)</u>
Change in net position of governmental activities	<u>\$ 6,184,663</u>

The notes to the financial statements are an integral part of this statement.

MCDUFFIE COUNTY, GEORGIA
STATEMENTS OF NET POSITION
PROPRIETARY FUNDS
DECEMBER 31, 2023

	Business-type Activities - Enterprise Funds					
	EMS	Big Hart & Raysville Campgrounds	Solid Waste Fund	Internal Shop	Lawn Care Services	Total
ASSETS						
Current assets						
Cash	\$ 20,663	\$ 576,567	\$ 29,191	\$ -	\$ -	\$ 626,421
Accounts receivable	1,885,782	-	47,608	-	-	1,933,390
Due from other funds	-	20,250	-	-	-	20,250
Inventory	22,458	-	-	-	-	22,458
Total current assets	1,928,903	596,817	76,799	-	-	2,602,519
Noncurrent assets						
Capital assets not being depreciated:						
Construction in progress	-	-	823,215	-	-	823,215
Land	6,758	-	312,891	-	-	319,649
Capital assets (net of accumulated depreciation)						
Buildings and improvements	1,554,043	-	55,324	-	-	1,609,367
Furniture, fixtures, and equipment	1,825,905	32,753	26,886	-	-	1,885,544
Total noncurrent assets	3,386,706	32,753	1,218,316	-	-	4,637,775
Total assets	\$ 5,315,609	\$ 629,570	\$ 1,295,115	\$ -	\$ -	\$ 7,240,294
LIABILITIES AND NET POSITION						
Liabilities						
Current liabilities						
Accounts payable	553,011	20,704	141,778	8,218	5,750	729,461
Due to other funds	191,576	-	346,880	-	517	538,973
Accrued liabilities	87,042	786	3,227	1,895	1,238	94,188
Deferred revenues	-	69,141	-	-	-	69,141
Total current liabilities	831,629	90,631	491,885	10,113	7,505	1,431,763
Noncurrent liabilities						
Compensated absences	-	182	15,367	-	-	15,549
Closure and post closure costs payable	-	-	98,187	-	-	98,187
Total noncurrent liabilities	-	182	113,554	-	-	113,736
Total liabilities	831,629	90,813	605,439	10,113	7,505	1,545,499
Net Position						
Net investment in capital assets	3,386,706	32,753	1,218,316	-	-	4,637,775
Restricted	-	-	-	-	-	-
Unrestricted	1,097,274	506,004	(528,640)	(10,113)	(7,505)	1,057,020
Total net position	4,483,980	538,757	689,676	(10,113)	(7,505)	5,694,795
Total liabilities and net position	\$ 5,315,609	\$ 629,570	\$ 1,295,115	\$ -	\$ -	\$ 7,240,294

The notes to the financial statements are an integral part of this statement.

MCDUFFIE COUNTY, GEORGIA
STATEMENTS OF REVENUES, EXPENSES AND CHANGES IN FUND NET POSITION
PROPRIETARY FUNDS
FOR THE YEAR ENDED DECEMBER 31, 2023

	Business-type Activities - Enterprise Funds					
	EMS	Big Hart & Raysville Campgrounds	Solid Waste Fund	Internal Shop	Lawn Care Services	Total
OPERATING REVENUES						
Charges for services	\$ 5,078,749	\$ 322,472	\$ 1,440,775	\$ -	\$ -	\$ 6,841,996
Total operating revenues	5,078,749	322,472	1,440,775	-	-	6,841,996
OPERATING EXPENSES						
Personnel services	4,146,619	54,685	289,813	-	-	4,491,117
Operations	2,001,443	210,189	1,537,864	177,966	91,675	4,019,137
Depreciation	560,075	14,064	8,667	-	-	582,806
Total operating expenses	6,708,137	278,938	1,836,344	177,966	91,675	9,093,060
Operating income	(1,629,388)	43,534	(395,569)	(177,966)	(91,675)	(2,251,064)
NON-OPERATING REVENUES (EXPENSES)						
Interest income	1,058	-	-	-	-	1,058
Insurance premium tax	1,777,542	-	-	-	-	1,777,542
Grants	9,068	-	-	-	-	9,068
Contributions and donations from private sources	10,250	-	-	-	-	10,250
Total non-operating revenues (expenses)	1,797,918	-	-	-	-	1,797,918
Income (loss) before capital contributions and transfers	168,530	43,534	(395,569)	(177,966)	(91,675)	(453,146)
Capital contributions	-	-	-	-	-	-
Transfers in (out)	821,099	(9,576)	431,890	176,366	89,989	1,509,768
Change in net position	989,629	33,958	36,321	(1,600)	(1,686)	1,056,622
NET POSITION, BEGINNING OF YEAR	3,494,351	504,799	653,355	(8,513)	(5,819)	4,638,173
NET POSITION, END OF YEAR	\$ 4,483,980	\$ 538,757	\$ 689,676	\$ (10,113)	\$ (7,505)	\$ 5,694,795

The notes to the financial statements are an integral part of this statement.

MCDUFFIE COUNTY, GEORGIA
STATEMENTS OF CASH FLOWS
PROPRIETARY FUNDS
FOR THE YEAR ENDED DECEMBER 31, 2023

	Business-type Activities - Enterprise Funds					
	EMS	Big Hart & Raysville Campgrounds	Solid Waste Fund	Internal Shop	Lawn Care Services	Total
CASH FLOWS FROM OPERATING ACTIVITIES						
Receipts from customers	3,886,290	302,220	1,393,167	-	-	5,581,677
Payments to suppliers	(1,256,856)	(137,025)	(1,228,997)	(176,366)	(89,989)	(2,889,233)
Payment to employees	(4,146,619)	(54,685)	(289,813)	-	-	(4,491,117)
Net cash provided (used) by operating activities	(1,517,185)	110,510	(125,643)	(176,366)	(89,989)	(1,798,673)
CASH INFLOWS FROM NONCAPITAL FINANCING ACTIVITIES						
Interest Income (expense)	-	-	-	-	-	-
Cash received from property and other taxes	2,639,680	(9,576)	431,890	176,366	89,989	3,328,349
Net cash provided (used) by provided by noncapital financing activities	2,639,680	(9,576)	431,890	176,366	89,989	3,328,349
CASH INFLOWS FROM CAPITAL AND RELATED FINANCING ACTIVITIES						
Construction of capital assets	-	-	(490,664)	-	-	(490,664)
Net cash provided (used) by capital and related financing activities	-	-	(490,664)	-	-	(490,664)
CASH OUTFLOWS FROM CAPITAL AND RELATED FINANCING ACTIVITIES						
Purchase of capital assets	(1,326,523)	-	(59,724)	-	-	(1,386,247)
Net cash provided (used) by capital and related financing activities	(1,326,523)	-	(59,724)	-	-	(1,386,247)
NET CASH PROVIDED BY INVESTING ACTIVITIES						
	-	-	-	-	-	-
Net increase (decrease) in cash	(204,028)	100,934	(244,141)	-	-	(347,235)
CASH AND CASH EQUIVALENTS, BEGINNING OF YEAR						
	224,691	475,633	273,332	-	-	973,656
CASH AND CASH EQUIVALENTS, END OF YEAR						
	<u>\$ 20,663</u>	<u>\$ 576,567</u>	<u>\$ 29,191</u>	<u>\$ -</u>	<u>\$ -</u>	<u>\$ 626,421</u>
Reconciliation of net operating income (loss) to net cash provided (used) by operating activities:						
Operating income	<u>\$ (1,629,388)</u>	<u>\$ 43,534</u>	<u>\$ (395,569)</u>	<u>\$ (177,966)</u>	<u>\$ (91,675)</u>	<u>\$ (2,251,064)</u>
Adjustments to reconcile net operating income (loss) to net cash provided by operating activities:						
Depreciation	560,075	14,062	8,667	-	-	582,804
Change in accounts receivable	(499,852)	(20,250)	78,508	-	-	(441,594)
Change in accounts payable	36,531	75,648	147,943	1,600	1,618	263,340
Change in accrued postclosure	-	-	(27,941)	-	-	(27,941)
Change in accrued liabilities	25,466	(2,484)	62,749	-	68	85,799
Inventory	(10,017)	-	-	-	-	(10,017)
Change in compensated absences	-	-	-	-	-	-
Total adjustments	112,203	66,976	269,926	1,600	1,686	452,391
Net cash provided (used) by operating activities	<u>\$ (1,517,185)</u>	<u>\$ 110,510</u>	<u>\$ (125,643)</u>	<u>\$ (176,366)</u>	<u>\$ (89,989)</u>	<u>\$ (1,798,673)</u>

The notes to the financial statements are an integral part of this statement.

MCDUFFIE COUNTY, GEORGIA
STATEMENT OF FIDUCIARY ASSETS AND LIABILITIES
FIDUCIARY FUNDS
DECEMBER 31, 2023

	Custodial Funds Other
	<hr/>
ASSETS	
Cash and cash equivalents	\$ 3,600,639
Total assets	<u>\$ 3,600,639</u>
 Net Position	
Resctricted for individuals, organizations, other governments	\$ 3,600,639
Total liabilities and Net Position	<u>\$ 3,600,639</u>

The notes to the financial statements are an integral part of this statement.

MCDUFFIE COUNTY, GEORGIA
NOTES TO FINANCIAL STATEMENTS
DECEMBER 31, 2023

NOTE 1 – SUMMARY OF SIGNIFICANT ACCOUNTING POLICIES

A. Introduction

The financial statements of McDuffie County, Georgia (the County) have been prepared in conformity with accounting principles generally accepted in the United States of America (GAAP) as applied to governmental units. The Governmental Accounting Standards Board (GASB) is the accepted standard-setting body for establishing governmental accounting and financial reporting principles.

As permitted by accounting principles generally accepted in the United States of America, the County has elected to apply only applicable Financial Accounting Standards Board (FASB) Statements and Interpretations issued on or before November 30, 1989, that do not contradict GASB pronouncements in its accounting and reporting practices for its government-wide and proprietary operations. The County's more significant accounting policies are described in the following:

B. The Financial Reporting Entity

McDuffie County, Georgia, (the County), is located in the Central Savannah River Area of Georgia, west of Augusta, Georgia. It was created from Columbia and Warren counties in 1872, the one-hundred thirty-second county created in Georgia. The County was named for George McDuffie, who was born in Georgia, served as governor and senator from South Carolina, and was a notable orator throughout the South. The County operates under an elected Commission, appointed manager, form of government.

The accompanying summary of the County's more significant accounting policies is presented to assist the reader in interpreting the financial statements and other data in this report. The Governmental Accounting Standards Board (GASB) is the accepted standard setting body for establishing governmental accounting and financial reporting principles. These policies conform to accounting principles generally accepted in the United States of America as applicable to governmental units.

A board of five elected County Commissioners (the Board) governs McDuffie County, Georgia. They appoint a County Manager who is the Chief Administrative Officer and is responsible for day to day operations and implementation of the policy decisions made by the Board. As required by generally accepted accounting principles, these financial statements present McDuffie County, Georgia, (the primary government) and its component units. The component units are included in the County's reporting entity because of the significance of their operational or financial relationships with the County.

C. Individual Component Unit Disclosures

Development Authority of McDuffie County and the City of Thomson - The Authority was created for the purpose of promoting and developing trade, commerce, industry, and employment opportunities within the County. A Board of Directors appointed by the County Board of Commissioners governs the Authority. The Authority is funded and administered by the County. Separate financial statements have not been prepared for the Development Authority of McDuffie County and the City of Thomson.

McDuffie County Health Department – The Health Department receives funding from McDuffie County. The McDuffie County Board of Commissioners appoints Board members. The McDuffie County Board of Health has a June 30, year-end, and the financial statements included herein are as of and for the year ended June 30, 2023. Separate financial statements have been issued, and are available from the McDuffie County Board of Health. The address is: McDuffie County Health Department, 300 Greenway Street, Thomson, GA 30824.

Discretely presented component units are presented in separate columns on the government-wide statement of net position and statement of activities to emphasize legal separation from the County.

MCDUFFIE COUNTY, GEORGIA
NOTES TO FINANCIAL STATEMENTS
DECEMBER 31, 2023

NOTE 1 – SUMMARY OF SIGNIFICANT ACCOUNTING POLICIES - Continued

Certain County elected officials collect and disburse taxes, fees, fines, etc. Separate records of accountability are maintained for such transactions, which are recorded in the agency funds of the County. Receipts transferred from these funds to the County's General Fund, and Special Revenue Funds are included as revenue in these funds.

Operating costs for these officials are included as expenditures in the General Fund. These elected officials are:

Tax Commissioner
Probate Court Judge
Magistrate Court Judge
Clerk of Superior Court
Sheriff

D. Basic Financial Statements

The basic financial statements consist of the following:

Government-wide financial statements
Fund financial statements
Notes to the basic financial statements

Government-wide statements – The statement of net position and the statement of activities report information on all of the nonfiduciary activities of the primary government and its component units. Eliminations have been made to minimize the double counting of internal activities. These statements distinguish between the governmental and business-type activities of the County. Governmental activities generally are financed through taxes, intergovernmental revenues, and other non-exchange transactions. Business-type activities are financed in whole or in part by fees charged to external parties.

The statement of activities presents a comparison between direct expenses and program revenues for the different business-type activities of the County and for each function of the County's governmental activities. Direct expenses are those that are specifically associated with the program or function of the County's governmental activities. Indirect expense allocations that have been made in the funds have been reversed for the statement of activities. Program revenues include (a) fees and charges paid by the recipients of goods or services offered by the programs and (b) grants and contributions that are restricted to meeting the operational or capital requirements of a particular program. Revenues that are not classified as program revenues, including all taxes, are presented as general revenues.

Fund financial statements – The fund financial statements provide information about the County's funds. Separate statements for each fund category – governmental, proprietary, and fiduciary – are presented, although the latter is excluded from the government-wide financial statements. The emphasis of fund financial statements is on major governmental and enterprise funds, each displayed in a separate column. All remaining governmental and enterprise funds are aggregated and reported as nonmajor funds.

E. Measurement Focus, Basis of Accounting, and Financial Statement Presentation

The government-wide financial statements are reported using the economic resources measurement focus and the accrual basis of accounting, as are the proprietary fund financial statements and the fiduciary fund statements. Revenues are recorded when earned and expenses are recorded when a liability is incurred, regardless of the timing of related cash flows. Property taxes are recognized as revenues in the year for which they are levied. Grants and similar items are recognized as revenue as soon as all eligibility requirements have been met.

Governmental fund financial statements are reported using the current financial resources measurement focus and the modified accrual basis of accounting. Under the modified accrual basis of accounting, revenues are recognized when susceptible to accrual (i.e., when they are "measurable and available"). "Measurable" means the amount of the transaction can be determined and "available" means collectible within the current period or soon enough thereafter to pay liabilities of the current period. The County considers all revenues available if they are collected within sixty days after year end. Expenditures are recorded when the related fund liability is incurred, except for unmatured interest on general long-term debt which is recognized when due, and certain compensated absences and claims and judgments which are recognized when the obligations are expected to be liquidated with expendable available financial resources.

MCDUFFIE COUNTY, GEORGIA
NOTES TO FINANCIAL STATEMENTS
DECEMBER 31, 2023

NOTE 1 – SUMMARY OF SIGNIFICANT ACCOUNTING POLICIES - Continued

Property taxes, franchise taxes, licenses, interest and special assessments are susceptible to accrual. Sales taxes collected and held by the state at year end on behalf of the County are also recognized as revenue. Other receipts and taxes become measurable and available when cash is received by the County and are recognized as revenue at that time.

Entitlements and shared revenues are recorded at the time of receipt or earlier if the susceptible to accrual criteria is met. Expenditure driven grants are recognized as revenue when the qualifying expenditures have been incurred and all other grant requirements have been met.

The accounts of the County are organized on the basis of funds. A fund is an independent fiscal and accounting entity with a self-balancing set of accounts. Fund accounting segregates funds according to their intended purpose and is used to aid management in demonstrating compliance with financial related legal and contractual provisions. The minimum number of funds is maintained consistent with legal and managerial requirements.

The County reports the following major governmental funds:

General Fund – The General Fund is the general operating fund of the County. The General Fund accounts for all financial resources except those that are required to be accounted for in another fund. The primary revenue sources are ad valorem taxes, state grants, and various other taxes and licenses. The primary expenditures are for general administration, public safety, highways and streets, health and welfare, and culture and recreation.

TSPLOST Fund- The TSPLOST Fund is used to account for the construction of transportation related projects funded by TSPLOST.

SPLOST VII Fund - The SPLOST VII Fund is used to account for proceeds from SPLOST VII.

American Rescue Plan- to account for the activities related projects funded by COVID grants.

The County reports the following major enterprise funds:

EMS Fund - EMS Fund is used to account for emergency medical services

Big Hart & Raysville Campgrounds Fund– The Big Hart and Raysville Campgrounds Fund is used to account for the cost of operating and maintaining the campsites.

Solid Waste Fund – The Solid Waste Fund is used to account for the cost of operating and maintaining the landfill facility.

Lawn Care Services – to account for lawn care services rendered internally instead of outsourcing those services.

Internal Shop- to allocate the shop costs to all departments.

Additionally, the County reports the following fund types:

Fiduciary Funds – Fiduciary Funds are custodial in nature and do not involve the measurement of operating results. Such funds have no equity accounts since all assets are due to individuals or entities at some future time. These funds account for assets held by the County in an agency capacity for individuals and other government units.

Fiduciary funds include all trust funds which account for assets held by the County as a trustee for individuals or other government units. The accounting used for fiduciary funds is accrual basis, much like that used for proprietary funds.

MCDUFFIE COUNTY, GEORGIA
NOTES TO FINANCIAL STATEMENTS
DECEMBER 31, 2023

NOTE 1 – SUMMARY OF SIGNIFICANT ACCOUNTING POLICIES - Continued

The County has adopted GASB Statement No. 20, Accounting and Financial Reporting of Proprietary Funds and Other Governmental Entities that use Proprietary Fund Accounting and has elected to follow GAAP prescribed by GASB and all Financial Accounting Standard Board (FASB) standards issued prior to November 30, 1989. Subsequent to this date, the County accounts for its proprietary funds as presented by GASB.

Proprietary funds are accounted for using the accrual basis of accounting and distinguish operating revenues and expenses from non-operating items. Operating revenues and expenses generally result from providing services and producing and delivering goods in connection with a proprietary fund's principal ongoing operations. The principal operating revenues are charges to customers for sales and services. Operating expenses for enterprise funds include costs of sales and services, administrative expenses, and depreciation on capital assets. All revenues and expenses not meeting this definition are reported as non-operating revenues and expenses.

When both restricted and unrestricted resources are available for use, it is the County's policy to use restricted resources first, then unrestricted resources as they are needed.

F. Budgets and Budgetary Accounting

Annual appropriated budgets are adopted by the Board of Commissioners for the General, Debt Services and Special Revenue Funds on a total revenues and total expenditures basis.

The following are the statutory procedures followed by the Board in establishing a budget:

1. Prior to July 20, the County Manager receives budget requests from County Departments for the fiscal year commencing January 1.
2. Prior to the first Wednesday in August, the County Manager presents the proposed budget to the Board of Commissioners.
3. The Board of Commissioners holds public hearings.
4. Prior to October 20, the Board of Commissioners formally adopts the budget for the fiscal year commencing January 1.
5. The legal level of budgetary control is the departmental level.
6. All appropriations lapse at year end.
7. The operating budgets originally adopted may be revised or amended throughout the year as presented below:
 - a. The County Manager may authorize transfers (revisions) within the departments, except for substantive salary amendments.
 - b. The Board approves transfers (amendments) between departments or between funds.
 - c. Increases or decreases in the total fund appropriation are by authority of the Board.
 - d. Increases or decreases within any department are by authority of the Board.
 - e. Appropriation of fund balances in excess of established reserve requirements are by authority of the Board.

The County's legally adopted budget is on the cash basis. The County adopted fiscal year 2021 budgets for the General Fund, Debt Services and Special Revenue Funds. A reconciliation of cash basis to generally accepted accounting principles (GAAP) is included in the financial statements. A project-length balanced budget was adopted for each capital project fund.

G. Encumbrance Accounting

Encumbrance accounting, under which purchase orders, contracts and other commitments for the expenditure of monies are recorded in order to reserve that portion of the applicable appropriation, is employed as an extension of formal budgetary integration in the General Fund, Special Revenue Funds and Capital Projects Funds. Encumbrances outstanding at year end are reported as reservations of fund balances and do not constitute expenditures or liabilities because the commitments will be honored during the subsequent year.

MCDUFFIE COUNTY, GEORGIA
NOTES TO FINANCIAL STATEMENTS
DECEMBER 31, 2023

NOTE 1 – SUMMARY OF SIGNIFICANT ACCOUNTING POLICIES - Continued

H. Assets, Liabilities and Fund Equity

Cash and Investments

The County's cash and cash equivalents are considered to be cash on hand, demand deposits, and short-term investments that mature within three months of the date acquired.

The County follows GASB Statement No. 31, *Accounting and Financial Reporting for Certain Investments and for External Investment Pools*. Nonparticipating interest-earning investment contracts (investments whose value is not affected by interest rates or other market changes), including savings accounts, certificates of deposit, repurchase agreements, money market investments (short-term, highly liquid debt instruments including commercial paper, banker's acceptances and U.S. Treasury and agency obligations) and participating interest-bearing investment contracts, that have a remaining maturity, at purchase, of one year or less are reported at cost or amortized cost assuming their fair value has not been impacted by changes in the credit worthiness of the issuer or similar factors. All other investments are reported at fair value (the amount at which a financial instrument could be exchanged in a current transaction between willing parties, other than in a forced or liquidation sale).

"Georgia Fund 1", created by OCGA 36-83-8, is a stable net asset value investment pool which follows Standard and Poor's criteria for AAA rated money market funds. However, Georgia Fund 1 operates in a manner consistent with Rule 2a-7 of the Investment Company Act of 1940 and is considered to be a 2a-7 like pool. The pool is not registered with the SEC as an investment company. The pool's primary objectives are safety of capital, investment income, liquidity and diversification while maintaining principal (\$1.00 per share value). Net asset value is calculated weekly to ensure stability. The pool distributes earnings (net of management fees) on a monthly basis and determines participant's shares sold and redeemed based on a \$1.00 per share. The Office of the State Treasurer is the regulatory oversight agency for Georgia Fund 1.

Receivables

All receivables are reported at their net realizable value.

Inventories

Inventories are valued at cost using the first-in/first-out (FIFO) or specific identification methods. The costs of governmental fund-type inventories are recorded as expenditures when consumed rather than when purchased.

Prepaid Expenses

Certain payments to vendors reflect costs applicable to future accounting periods and are recorded in the year of purchase in both government-wide and fund financial statements.

Interfund Receivables and Payables

During the course of operations, numerous transactions occur between individual funds for goods provided or services rendered. These receivables and payables are classified as interfund receivables and payables on the balance sheet of the fund financial statements and as "internal balances" on the statement of net position in the government-wide financial statements.

MCDUFFIE COUNTY, GEORGIA
NOTES TO FINANCIAL STATEMENTS
DECEMBER 31, 2023

NOTE 1 – SUMMARY OF SIGNIFICANT ACCOUNTING POLICIES - Continued

Capital Assets

Capital assets, which include property, plant, equipment, and infrastructure assets (e.g., roads, bridges and similar items), are reported in the applicable governmental or business-type activities columns in the government-wide financial statements. Capital assets are defined by the County as assets with an initial individual cost of more than \$2,500 (amount not rounded) and an estimated useful life in excess of one year. Such assets are recorded at historical cost or estimated historical cost if purchased or constructed. Donated capital assets are recorded at estimated fair market value at the date of donation. Infrastructure acquired prior to June 30, 1980 is not reported.

The costs of normal maintenance and repairs that do not add to the value of the asset or materially extend assets lives are not capitalized.

Major outlays for capital assets and improvements are capitalized as the projects are constructed. Interest incurred during the construction phase of proprietary assets is included as part of the capitalized value of the assets constructed. All reported capital assets are depreciated. Improvements are depreciated over the remaining useful lives of the related capital assets.

Depreciation is computed using the straight-line method over the following useful lives:

	<u>Years</u>
Buildings	25–50
Building improvements	20–25
Infrastructure	20–50
Furniture, fixtures and equipment	5–15
Vehicles	3–5
Specialized use equipment	2–10
Water system additions	15–40

Deferred Outflows/Inflows of Resources

In addition to assets, the statement of net position will sometimes report a separate section for deferred outflows of resources. This separate financial statement element, deferred outflows of resources, represents a consumption of net position that applies to a future period and so will not be recognized as an outflow of resources (expense/expenditure) until then. The County had outflow of resources related to net pension liability.

In addition to liabilities, the statement of net position will sometimes report a separate section for deferred inflows of resources. This separate financial statement element, deferred inflows of resources, represents an acquisition of net position that applies to a future period and so will not be recognized as an inflow of resources (revenue) until that time. The County has only one type of item which arises only under a modified accrual basis of accounting that qualifies for reporting in this category. Accordingly, the item, unavailable revenue is reported only in the governmental funds balance sheet. The governmental funds report unavailable revenues from property taxes and resources related to net pension liability.

Compensated Absences

It is the County's policy to permit employees to accumulate earned but unused leave benefits. Employees are allowed to accumulate a maximum of 320 hours' vacation time; there are no limits on the accumulation of sick time. The County's government-wide and proprietary funds include an accrual for the estimated compensation costs attributable to employee earned but unused leave benefits. Compensated absences are liquidated through the General Fund.

Long-Term Obligations

In the government-wide financial statements and proprietary funds financial statements, long-term debt and other long-term obligations are reported as liabilities in the applicable governmental activities or proprietary funds statement of net position.

MCDUFFIE COUNTY, GEORGIA
NOTES TO FINANCIAL STATEMENTS
DECEMBER 31, 2023

NOTE 1 – SUMMARY OF SIGNIFICANT ACCOUNTING POLICIES - Continued

Fund Equity

Fund equity at the government fund financial reporting level is classified as "fund balance". Fund equity for all other reporting is classified as "net position".

Fund balance reported in the governmental funds financial statements generally represents the difference between current assets and current liabilities. Fund balance classifications represent a hierarchy based primarily on the extent to which the County is bound to honor constraints on specific purposes for which amounts in those funds can be spent. These classifications may consist of the following:

- a. **Nonspendable** - Fund balances are classified as nonspendable when amounts cannot be spent because they are either i) in nonspendable form or ii) they are legally contractually required to be maintained intact. The County includes items that are not expected to be converted to cash such as inventories and prepaid amounts.
- b. **Restricted** - Fund balances are reported as restricted when their use is restricted for specific purposes including i) constraints on funds externally imposed by creditors, grantors, contributors, or laws or regulations of other governments, or ii) constraints imposed by law through constitutional provisions or enabling legislation.
- c. **Committed** - Fund balances are reported as committed if their use is for a specific purpose as approved by formal action by the County Council (resolution). Amounts committed cannot be used for any other purpose unless Council removes or changes the specific use by approving such action through resolution at a Council meeting. Budget resolutions are considered a plan for specific use.
- d. **Assigned** - Fund balances are reported as assigned when constrained by the County's intent to use the funds for specific purposes that are neither restricted nor committed. Assigned fund balances include i) all remaining amounts (except negative balances) reported in governmental funds, other than the General fund, that are not classified as nonspendable, restricted or committed, and ii) amounts in the General Fund intended for a specific use identified by either the County Manager or Finance Director, and iii) amounts appropriated to eliminate a projected budget deficit in the subsequent year.
- e. **Unassigned** - Fund balances are reported as unassigned when the balances do not meet any of the above four criteria for classification. The County reports positive unassigned fund balance in only the General Fund. Negative unassigned fund balances may be reported in all governmental funds.

For purposes of fund balance disbursement, unless otherwise approved by the County Council, the County will expend restricted fund balance when an expenditure is incurred for which both restricted and unrestricted fund balance is available. Next the County will expend committed fund balance when an expenditure is paid for which unrestricted fund balance is available. The County would next disburse fund balance assigned for purposes of the fund before disbursing other assigned fund balance amounts. In the General Fund, the County would disburse unassigned fund balance prior to disbursing fund balance assigned for financial policy reserve levels or amounts assigned to eliminate subsequent year's budget deficit.

Net position is classified in three components in the government-wide financial statements.

- a. **Invested in capital assets, net of related debt** consists of capital assets including restricted capital assets, net of accumulated depreciation and reduced by the outstanding balances of any bonds, mortgages, notes, or other borrowings that are attributable to the acquisition, construction, or improvement of those assets.
- b. **Restricted net position** consists of net position with constraints placed on the use either by (1) external groups such as creditors, grantors, contributions, or laws or regulations of other governments; or (2) law through constitutional provisions or enabling legislation.
- c. **Unrestricted net position** consists of all other net position that does not meet the definition of "restricted" or "invested in capital assets".

MCDUFFIE COUNTY, GEORGIA
NOTES TO FINANCIAL STATEMENTS
DECEMBER 31, 2023

NOTE 1 – SUMMARY OF SIGNIFICANT ACCOUNTING POLICIES - Continued

I. Use of Estimates

The preparation of financial statements in conformity with U.S. generally accepted accounting principles requires management to make estimates and assumptions that affect the reported amounts of assets and liabilities, disclosure of contingent assets and liabilities at the date of the financial statements, and the reported amounts of revenues, expenses and expenditures during the reporting period. Actual results could differ from those estimates.

J. Property Taxes

Property taxes are an enforceable lien on property as of January 1 of the current tax year. Generally, taxes are levied in September and are due and payable on or before November 15. Since the tax digest, which is prepared by the McDuffie County Tax Appraiser, has to be approved by the Georgia Department of Revenue, the tax levy may be delayed later than September. In such cases, the taxes are due within 60 days after levy. The County bills and collects its property taxes. County property tax revenues are recognized when levied. An allowance is established for delinquent taxes to the extent that their collectability is improbable based on management's estimate of the amount to be collectible. Current year property taxes were levied September 15, 2023 and were due November 15, 2023.

K. Local Option Sales Tax

The County receives sixty-seven percent (67%) of a one percent (1%) local option sales tax on all retail sales within the County. The proceeds of this tax are used to reduce, on a dollar-for-dollar basis, the millage equivalent amount of property taxes to be levied in the subsequent year. Insurance premium taxes collected must also reduce the ensuing property tax levy. The County has established a fiscal policy to designate that portion of the General Fund's fund balance, if available, for subsequent years' expenditures.

L. Adoption of New Accounting Standards

The County adopted GASB Statement No. 87, Leases during the fiscal year ended December 31, 2023. GASB Statement No. 87 increases the usefulness of the financial statements by requiring recognition of certain lease assets and liabilities for leases that previously were classified as operating leases and recognized as inflows of outflows of resources based on the payment provisions of the contract. It establishes a single model for lease accounting based on the foundational principle that leases are financings of the right to use an underlying asset. A lessee will be required to recognize a lease liability and an intangible right-to-use lease asset thereby enhancing the relevance and consistency of information about leasing activities.

The County had the following material leases in effect for the fiscal year ended December 31, 2023: The use of copiers with \$56,186 right of use asset and \$56,186 lease obligation.

NOTE 2 – MCDUFFIE COUNTY/CITY OF THOMSON, GEORGIA WATER AND SEWER COMMISSION

The City of Thomson, Georgia and McDuffie County, Georgia have established the McDuffie County/City of Thomson, Georgia, Water and Sewer Commission to operate, maintain and extend the water and sewerage system for the City/County area. The Commission assumed the ownership and operations of the City of Thomson Water and Sewer Enterprise Fund in 1988, in conjunction with funding for expansion with the one percent (1%) Special Purpose Local Option Sales Tax. The Commission has seven members, three each from the City and County, and the seventh appointed by the Commission. The Commission was established for a term of fifty years. The City and County are equally responsible for the ownership of and the future maintenance and improvements to the System. The System is a closed system whereby all funds derived from the operation of the System must be used for the purposes of operating, maintaining, improving, or expanding the System.

Based on the standards established by Statement No. 14 of the Governmental Accounting Standards Board, the Commission is a legally separate governmental organization classified as a joint venture. A joint venture is a legal entity or other organization that results from a contractual arrangement and that is owned, operated, or governed by two or more participants in a separate and specific activity subject to joint control, in which the participants retain (a) an ongoing financial interest or (b) an ongoing financial responsibility.

Generally, the purpose of a joint venture is to pool resources and share the costs, risks, and rewards of providing goods or services to the venture participants directly, or for the benefit of the general public or specific service recipients.

MCDUFFIE COUNTY, GEORGIA
NOTES TO FINANCIAL STATEMENTS
DECEMBER 31, 2023

NOTE 2 – MCDUFFIE COUNTY/CITY OF THOMSON, GEORGIA WATER AND SEWER COMMISSION- Continued

Joint control means that no single participant has the ability to unilaterally control the financial or operating policies of the joint venture.

An ongoing financial interest in a joint venture includes an equity interest when the agreement stipulates that the participating governments have a present or future claim on the net resources of the joint venture.

A participating government has an ongoing financial responsibility for a joint venture if it is obligated in some manner for the debts of the joint venture, or if the joint venture's continued existence depends on continued funding by the government.

Each participating government of the Commission has final authority for establishing rules and water and sewer rates, fees, standards and any other policy matters as are appropriate for the efficient delivery of water and sewer services. As such, each participating government has an indirect financial responsibility for the System, as defined by GASB Statement No. 14.

The City and County share certain responsibilities with respect to the Commission. The City is responsible for operations, maintenance and customer billing for the System. The County is responsible for administering construction funds obtained through the Special Purpose Local Option Sales Tax. The City and County jointly or individually administer grant and other funds, depending on the terms of such funding.

The basic financial statements of the Commission are presented in a manner consistent with primary governments. Operating transfers to the Commission by the participating governments are accounted for as intergovernmental transfers. Federal and state grant funds transferred to the Commission by the participating governments are accounted for as sub-recipient grant funds. Financial information for the year ended December 31, 2023, is summarized as follows:

Joint Ventures:	
Operating revenues	\$ 6,365,796
Depreciation and amortization expense	1,663,222
Operating income (loss)	(91,637)
Capital contributions	543,383
Change in net position	855,211
Capital asset additions	2,264,928
Capital asset deletions	40,866
Net working capital	6,061,181
Total assets	44,136,067
Deferred outflows of resources	297,182
Long-term liabilities	10,043,976
Deferred inflows of resources	295,589
Total net position	<u>\$ 32,091,672</u>

These amounts are unaudited as a result of the Commission receiving a hardship extension under the COVID-19 regulations included in the governor's executive order.

The Commission has issued a separate financial report that may be obtained from:

City of Thomson
P. O. Box 1017
Thomson, Georgia 30824

MCDUFFIE COUNTY, GEORGIA
NOTES TO FINANCIAL STATEMENTS
DECEMBER 31, 2023

NOTE 3 – STEWARDSHIP, COMPLIANCE AND ACCOUNTABILITY

Compliance with Bonds Payable

As of December 31, 2023, the County is in compliance, in all material respects, with requirements under covenants relating to its bonds payable.

Credit Risk – State statutes authorize the County to invest in obligations of the State of Georgia or other states; obligations issued by the U.S. government; obligations fully insured or guaranteed by the U.S. government or by a government agency of the United States; obligations of any corporation of the U.S. government; prime banker's acceptances; the local government investment pool established by state law; repurchase agreements; and obligations of other political subdivisions of the State of Georgia.

Custodial Credit Risk – Deposits – Custodial credit risk for deposits is the risk that, in the event of the failure of a depository financial institution, the County will not be able to recover deposits or will not be able to recover collateral securities that are in the possession of an outside party. State statutes require all deposits (other than federal or state government instruments) to be collateralized by depository insurance, obligations of the U.S. government, or bonds of public authorities, counties, or municipalities.

Custodial Credit Risk – Investments – Custodial credit risk for investments is the risk that, in the event of failure of the counterparty, the County will not be able to recover the value of the investments or collateral securities that are in the possession of an outside party. State statutes require all investments (other than federal or state government instruments) to be collateralized by depository insurance, obligations of the U.S. government, or bonds of public authorities, counties, or municipalities.

NOTE 4 – TAXES RECEIVABLE

The County's Tax Commissioner bills and collects property taxes, then remits to the County its respective share of property taxes. Current year property taxes were levied September 15, 2023 and were due November 15, 2023. Property taxes become a lien on the first day of the levy year. Unpaid property taxes received within 60 days of year end are recognized and recorded as revenue (considered measurable and available), and property taxes unpaid 60 days after year end are recorded as unearned revenue. A summary of the 2023 tax levy follows:

		General Fund
2023 millage rate -	Incorporated	7.81
	Unincorporated	7.81
Net property tax levy		\$ 6,458,813
Property tax receivable		\$ 819,871
Property Tax collected in 2023		(377,519)
Property tax receivable, net allowance		\$ 442,352
Unearned property tax revenues		\$ 442,352

NOTE 5 – EXCISE TAX

In accordance with the provisions of O.C.G.A. § 48-13-110 et seq., there is imposed within the territorial limits of the special district created pursuant to O.C.G.A. § 48-13-111, an excise tax on the sale, use, storage, or consumption of energy when such sale, use, storage, or consumption would have constituted a taxable event for purposes of sales and use tax under O.C.G.A. § 48-8-1 et seq. but for the exemption in O.C.G.A. § 48-8-3.2. Such excise tax shall be levied and collected by the governing authority of McDuffie County pursuant to O.C.G.A. §§ 48-13-112 and 48-13-114 and as provided in this section. Energy tax revenue for the year ended December 31, 2023, was as follows:

MCDUFFIE COUNTY, GEORGIA
NOTES TO FINANCIAL STATEMENTS
DECEMBER 31, 2023

NOTE 5 – EXCISE TAX (CONTINUED)

ENERGY EXCISE TAX
2023 AND 2022

<u>MONTH RECEIVED</u>	<u>COLLECTION MONTH</u>	<u>CITY OF THOMSON</u>	<u>GEORGIA POWER</u>	<u>FERRELL GAS</u>	<u>JEFFERSON ENERGY</u>	<u>GAS SOUTH</u>	<u>MONTHLY TOTAL</u>	<u>2023 TOTALS</u>	<u>VARIANCE</u>
1/31/2023	DECEMBER	\$ 2,585	\$ 15,963	\$ 97	\$ 2,966	\$ 101	\$ 21,712	\$ 19,240	\$ 2,472
2/28/2023	JANUARY	2,197	10,713	109	2,797	-	15,816	15,515	301
3/31/2023	FEBRUARY	1,626	14,692	93	2,966	-	19,377	23,350	(3,973)
4/30/2023	MARCH	1,437	16,373	140	3,147	-	21,097	18,709	2,388
5/31/2023	APRIL	1,318	10,664	140	3,320	-	15,442	20,016	(4,574)
6/30/2023	MAY	1,331	14,432	-	2,884	-	18,647	27,241	(8,594)
7/31/2023	JUNE	1,440	14,660	182	3,187	-	19,469	29,738	(10,269)
8/31/2023	JULY	1,357	21,084	73	2,870	-	25,384	41,681	(16,297)
9/30/2023	AUGUST	1,575	27,785	128	2,624	-	32,112	45,234	(13,122)
10/31/2023	SEPTEMBER	1,304	28,156	93	3,272	-	32,825	35,511	(2,686)
11/30/2023	OCTOBER	1,339	17,542	95	2,807	-	21,783	29,132	(7,349)
12/31/2023	NOVEMBER	1,518	18,131	-	3,031	-	22,680	25,108	(2,428)
YTD Totals		<u>\$ 19,027</u>	<u>\$ 210,194</u>	<u>\$ 1,149</u>	<u>\$ 35,871</u>	<u>\$ 101</u>	<u>\$ 266,344</u>	<u>\$ 330,475</u>	<u>\$ (64,130)</u>

MCDUFFIE COUNTY, GEORGIA
NOTES TO FINANCIAL STATEMENTS
DECEMBER 31, 2023

NOTE 6 – CAPITAL ASSETS

Governmental capital assets activity for the year ended December 31, 2023, was as follows:

	Balance 1/1/2023	Transfers/ Additions	Transfers/ Deletions	Balance 12/31/2023
Capital assets not being depreciated				
Construction in process	\$ 12,449,012	\$ 4,928,759	\$ -	\$ 17,377,771
Land	<u>3,588,475</u>	<u>-</u>	<u>-</u>	<u>3,588,475</u>
Total capital assets not being depreciated	<u>16,037,487</u>	<u>4,928,759</u>	<u>-</u>	<u>20,966,246</u>
Capital assets being depreciated				
Infrastructure	51,492,105	1,646,205	-	53,138,310
Buildings and improvements	39,377,416	53,979	-	39,431,395
Furniture, fixtures, and equipment	8,878,449	754,739	(147,366)	9,485,822
Right of use - leased assets	<u>82,118</u>	<u>-</u>	<u>(25,932)</u>	<u>56,186</u>
Total capital assets being depreciated	<u>99,830,088</u>	<u>2,454,923</u>	<u>(173,298)</u>	<u>102,111,713</u>
Less accumulated depreciation:				
Infrastructure	(44,311,213)	(1,357,787)	-	(45,669,000)
Buildings and improvements	(16,198,840)	(972,290)	-	(17,171,130)
Furniture, fixtures, and equipment	(6,666,366)	(639,930)	152,603	(7,153,693)
Right of use - leased assets	<u>-</u>	<u>-</u>	<u>-</u>	<u>-</u>
Less accumulated depreciation	<u>(67,176,419)</u>	<u>(2,970,007)</u>	<u>152,603</u>	<u>(69,993,823)</u>
Net capital assets being depreciated	<u>32,653,669</u>	<u>(515,084)</u>	<u>(20,695)</u>	<u>32,117,890</u>
Governmental activities capital assets - net	<u>\$ 48,691,156</u>	<u>\$ 4,413,675</u>	<u>\$ (20,695)</u>	<u>\$ 53,084,136</u>

Depreciation expense was charged to functions as follows:

General Government	\$ 709,979
Public Safety	526,971
Highways and Streets	1,557,838
Health and Welfare	59,286
Culture and Recreation	<u>115,933</u>
Totals	<u>\$ 2,970,007</u>

MCDUFFIE COUNTY, GEORGIA
NOTES TO FINANCIAL STATEMENTS
DECEMBER 31, 2023

NOTE 6 – CAPITAL ASSETS - Continued

Business-type capital assets activity for the year ended December 31, 2023, was as follows:

Big Hart & Raysville Campgrounds:

	Balance 1/1/2023	Transfers/ Additions	Transfers/ Deletions	Balance 12/31/2023
Raysville Campground Fund				
Capital assets not being depreciated				
Construction in process	\$ -	\$ -	\$ -	\$ -
Land	-	-	-	-
Total capital assets not being depreciated	-	-	-	-
Capital assets being depreciated				
Buildings and improvements	-	-	-	-
Furniture, fixtures, and equipment	70,316	-	-	70,316
Total capital assets being depreciated	70,316	-	-	70,316
Less accumulated depreciation:				
Buildings and improvements	-	-	-	-
Furniture, fixtures, and equipment	(23,500)	(14,063)	-	(37,563)
Less accumulated depreciation	(23,500)	(14,063)	-	(37,563)
Net capital assets being depreciated	46,816	(14,063)	-	32,753
Business-type activities capital assets - net	<u>\$ 46,816</u>	<u>\$ (14,063)</u>	<u>\$ -</u>	<u>\$ 32,753</u>

Big Hart & Raysville Campgrounds are leased from the corps of engineer and do not have any capital assets. The County is just managing the properties. Said premises are hereby leased for a term of ten years, beginning March 20, 2020 and ending March 19, 2030.

MCDUFFIE COUNTY, GEORGIA
NOTES TO FINANCIAL STATEMENTS
DECEMBER 31, 2023

NOTE 6 – CAPITAL ASSETS - Continued

Solid Waste Fund:

	Balance 1/1/2023	Transfers/ Additions	Transfers/ Deletions	Balance 12/31/2023
Solid Waste fund				
Capital assets not being depreciated				
Construction in process	\$ 332,551	\$ 490,664	\$ -	\$ 823,215
Land	<u>312,891</u>	<u>-</u>	<u>-</u>	<u>312,891</u>
Total capital assets not being depreciated	<u>645,442</u>	<u>490,664</u>	<u>-</u>	<u>1,136,106</u>
Capital assets being depreciated				
Buildings and improvements	212,237	-	-	212,237
Furniture, fixtures, and equipment	<u>345,254</u>	<u>59,724</u>	<u>-</u>	<u>404,978</u>
Total capital assets being depreciated	<u>557,491</u>	<u>59,724</u>	<u>-</u>	<u>617,215</u>
Less accumulated depreciation:				
Buildings and improvements	(151,606)	(5,307)	-	(156,913)
Furniture, fixtures, and equipment	<u>(315,008)</u>	<u>(63,084)</u>	<u>-</u>	<u>(378,092)</u>
Less accumulated depreciation	<u>(466,614)</u>	<u>(68,391)</u>	<u>-</u>	<u>(535,005)</u>
Net capital assets being depreciated	<u>90,877</u>	<u>(8,667)</u>	<u>-</u>	<u>82,210</u>
Business-type activities capital assets - net	<u>\$ 736,319</u>	<u>\$ 481,997</u>	<u>\$ -</u>	<u>\$ 1,218,316</u>

MCDUFFIE COUNTY, GEORGIA
NOTES TO FINANCIAL STATEMENTS
DECEMBER 31, 2023

NOTE 6 – CAPITAL ASSETS - Continued

	Balance 1/1/2023	Transfers/ Additions	Transfers/ Deletions	Balance 12/31/2023
EMS Fund				
Capital assets not being depreciated				
Construction in process	\$ -	\$ -	\$ -	\$ -
Land	<u>6,758</u>	<u>-</u>	<u>-</u>	<u>6,758</u>
Total capital assets not being depreciated	<u>6,758</u>	<u>-</u>	<u>-</u>	<u>6,758</u>
Capital assets being depreciated				
Buildings and improvements	2,484,324	56,108	-	2,540,432
Furniture, fixtures, and equipment	<u>3,844,119</u>	<u>1,270,415</u>	<u>-</u>	<u>5,114,534</u>
Total capital assets being depreciated	<u>6,328,443</u>	<u>1,326,523</u>	<u>-</u>	<u>7,654,966</u>
Less accumulated depreciation:				
Buildings and improvements	(929,385)	(57,004)	-	(986,389)
Furniture, fixtures, and equipment	<u>(2,785,558)</u>	<u>(503,071)</u>	<u>-</u>	<u>(3,288,629)</u>
Less accumulated depreciation	<u>(3,714,943)</u>	<u>(560,075)</u>	<u>-</u>	<u>(4,275,018)</u>
Net capital assets being depreciated	<u>2,613,500</u>	<u>766,448</u>	<u>-</u>	<u>3,379,948</u>
Business-type activities capital assets - net	<u>\$ 2,620,258</u>	<u>\$ 766,448</u>	<u>\$ -</u>	<u>\$ 3,386,706</u>

Depreciation expense on capital assets of the Proprietary Funds was \$582,806 for the year ended December 31, 2023.

Capitalization of Interest Costs requires that interest expenditures incurred during construction of assets be capitalized. *Capitalization of Interest Costs in Situations Involving Certain Tax-Exempt Borrowings and Certain Gifts and Grants* concludes that constructed assets financed with the proceeds of tax-exempt debt (if those funds are externally restricted to finance the acquisitions of the asset or used to service the related debt) should include capitalized interest only to the extent that interest costs exceed interest earned on related interest-bearing borrowing. There were no construction period interest costs capitalized in the Water and Sewer Fund during the year ended December 31, 2023.

MCDUFFIE COUNTY, GEORGIA
NOTES TO FINANCIAL STATEMENTS
DECEMBER 31, 2023

NOTE 6 – CAPITAL ASSETS – Continued

Capital assets of the Discretely Presented Component Units consist of the following:

Development Authority	Balance 1/1/2023	Transfers/ Additions	Transfers/ Deletions	Balance 12/31/2023
Capital assets not being depreciated				
Land and land improvements	\$ 4,876,676	\$ -	\$ (111,751)	\$ 4,764,925
Property, plant and equipment				
Buildings and improvements	2,390,005	-	-	2,390,005
Equipment and furniture	18,572	-	-	18,572
Total property, plant and equipment	2,408,577	-	-	2,408,577
Less accumulated depreciation				
Buildings	(788,118)	(80,583)	-	(868,701)
Equipment and furniture	(9,910)	(854)	-	(10,764)
Total accumulated depreciation	(798,028)	(81,437)	-	(879,465)
Net capital assets being depreciated	1,610,549	(81,437)	-	1,529,112
Component unit capital assets - net	\$ 6,487,225	\$ (81,437)	\$ (111,751)	\$ 6,294,037

Depreciation expense on capital assets of the Development Authority was \$81,437 for the year ended December 31, 2023.

NOTE 7 – NOTES RECEIVABLE

At December 31, 2023, the Development Authority of McDuffie County and the City of Thomson (a discretely presented component unit) had the following notes receivable outstanding. The notes were collateralized by real estate.

Note receivable bearing interest at 5.25%, due in monthly installments ** of \$2,138, including principal and interest, maturing in 2030. (GSK Metal Works)	\$ 128,659
Note receivable bearing interest at 2.50%, due in monthly installments of \$5,656, including principal and interest, maturing in 2026. (Augusta Coatings Note)	180,770
Note receivable bearing interest at 2.50%, due in monthly installments of \$2,768, including principal and interest, maturing in 2025. (Two State Note)	33,339
Note receivable bearing interest at 2.250%, due in monthly installments of \$2,125, including principal and interest, maturing in 2027. (Two State Note)	97,451
Note receivable bearing interest at 2.250%, due in monthly installments of \$2,125, including principal and interest, maturing in 2027. (Thomson Plastics)	312,434
Note receivable bearing interest at 3.00%, due in monthly installments of \$1,209, including principal and interest, maturing in 2033. (Chardan Note)	123,363
	<u>\$ 876,016</u>

MCDUFFIE COUNTY, GEORGIA
NOTES TO FINANCIAL STATEMENTS
DECEMBER 31, 2023

NOTE 8 – LONG TERM DEBT

The following is a summary of the long-term liability transactions for the year ended December 31, 2023:

	Balance 1/1/2023	Additions	Deletions	Balance 12/31/2023	Due within One Year
<u>Governmental Activities</u>					
Lease Liability	\$ 82,118	\$ -	\$ (25,932)	\$ 56,186	\$ 25,932
Accrued compensated absences	<u>468,979</u>	<u>56,673</u>	<u>-</u>	<u>525,652</u>	<u>-</u>
Total debt - governmental activities	<u>\$ 551,097</u>	<u>\$ 56,673</u>	<u>\$ (25,932)</u>	<u>\$ 581,838</u>	<u>\$ 25,932</u>
<u>Business-type Activities</u>					
Accrued compensated absences Raysville Campground	\$ 2,734	\$ -	\$ (2,552)	\$ 182	\$ -
Accrued compensated absences Solid Waste	12,994	2,373	-	15,367	-
Accrued closure and postclosure costs	<u>126,128</u>	<u>-</u>	<u>(27,941)</u>	<u>98,187</u>	<u>-</u>
Total debt - business-type activities	<u>\$ 141,856</u>	<u>\$ 2,373</u>	<u>\$ (30,493)</u>	<u>\$ 113,736</u>	<u>\$ -</u>

The following is a summary of the Discretely Presented Component Units' long-term debt:

	Balance 7/1/2022	Additions	Deletions	Balance 6/30/2023	Due within One Year
<u>Health Department</u>					
Accrued compensated absences	<u>56,282</u>	<u>33,516</u>	<u>(28,237)</u>	<u>61,561</u>	<u>-</u>
Total debt	<u>\$ 56,282</u>	<u>\$ 33,516</u>	<u>\$ (28,237)</u>	<u>\$ 61,561</u>	<u>\$ -</u>
<u>Development Authority</u>					
Note payable	<u>\$ 306,771</u>	<u>\$ -</u>	<u>\$ (60,053)</u>	<u>\$ 246,718</u>	<u>\$ 64,998</u>

MCDUFFIE COUNTY, GEORGIA
NOTES TO FINANCIAL STATEMENTS
DECEMBER 31, 2023

NOTE 9 – RETIREMENT PLAN

Defined Benefit Pension Plan

The County sponsors the Association County Commissioners of Georgia Restated Pension Plan for McDuffie County Employees (The Plan), which is a defined benefit pension plan.

The Plan provides retirement, disability, and death benefits to plan participants and beneficiaries. The Plan, through execution of the adoption agreement, is affiliated with the Association County Commissioners of Georgia Third Restated Defined Benefit Plan (an agent multiple-employer pension plan, administered by GEB Corp. The ACCG, in its role as the Plan Sponsor, has the sole authority to amend the provisions of the ACCG Plan, as provided in Section 19.03 of the ACCG Plan document. The County has the authority to amend the adoption agreement, which defines the specific benefit provisions of The Plan, as provided in Section 19.02 of the ACCG Plan document. The Plan issues a publicly available financial report that includes financial statements and required supplementary information for the Plan. That report may be obtained by writing Government Employees Benefits Corporation of Georgia, 400 Galleria Parkway, Suite 1250, Atlanta, Georgia 30339.

All full-time County employees are eligible to participate in the Plan after completing three years of service with benefits vesting after five years of service. Participants become eligible to retire with unreduced benefits at the earlier of age 65 with 5 years of participation in the Plan, or by age 62 with 35 years of service. Upon eligibility to retire, participants are entitled to a monthly benefit in the amount of 1% of average annual compensation up to \$10,000 plus 1.5% of average annual compensation in excess of \$10,000, plus \$36 for each year of service up to 35 years, payable as a ten-year certain and life annuity. Average annual compensation is calculated based on the highest five-year period during the ten years prior to retirement or termination. The Plan also provides benefits in the event of death or disability. These benefit provisions were established by an adoption agreement executed by the County Board of Commissioners.

Participant counts as of December 31, 2023, (the most recent actuarial valuation date) and covered compensation (based on covered earnings for the preceding year) are shown below:

Retirees and beneficiaries receiving benefits	75
Terminated Plan participants entitled to, but not yet receiving benefits	80
Active employees participating in the Plan	<u>125</u>
Total number of Plan participants	<u>280</u>
Part-time active employees not participating in the plan	<u>17</u>
Covered compensation for active participants	<u>\$ 5,483,993</u>

Contributions

The County is required to contribute an actuarially determined rate. The contribution amount is determined using actuarial methods and assumptions approved by the ACCG Plan trustees and must satisfy the minimum contribution requirement contained in the State of Georgia Statutes. Section 47-20 of the Georgia Code sets forth the funding standards for state and local governmental pension plans.

Net Pension Liability

The County's net pension liability was measured as of December 31, 2023, and the total pension liability used to calculate the net pension liability was determined by an actuarial valuation as of that date. This date was used due to the timing of the actuarial valuation reports. The actuarial valuation reports are available after the subsequent year end.

MCDUFFIE COUNTY, GEORGIA
NOTES TO FINANCIAL STATEMENTS
DECEMBER 31, 2023

NOTE 9 – RETIREMENT PLAN- Net Pension Liability -Continued

The total pension liability as of December 31, 2023, valuation was determined by an actuarial valuation using the following actuarial assumptions, applied to all periods included in the measurement:

Inflation	3.00%	
Future Salary Increases	3.00%	per year with an age based scale
Investment rate of return	7.00%	per year

Mortality rates were based on the RP-2000 Combined Mortality Table for Males and Females set back two years for males and set back three years for females.

The actuarial assumptions used in the 2022 valuation were based on the results of an actuarial experience study for the period January 1, 1988 – January 1, 2021.

The long-term expected rate of return on pension plan investments was determined using a lognormal distribution analysis in which best-estimate ranges of expected future real rates of return (expected nominal returns, net of pension plan investment expense and the assumed rate of inflation) are developed for each major asset class. These ranges are combined to produce the long-term expected rate of return by weighting the expected future real rates of return by the target asset allocation percentage and by adding expected inflation. The target allocation and best estimates of arithmetic real rates of return for each major asset class are summarized in the following table:

Asset Class	Target Allocation	Range
Fixed income:	30%	25% - 35%
Equities:	70%	65% - 75%
Domestic large equities	30%	25% - 35%
Domestic mid equities	5%	2.5% - 10%
Domestic small equities	5%	2.5% - 10%
REIT	5%	2.5% - 10%
International	15%	10% - 20%
Multi cap	5%	2.5% - 10%
Global allocation	<u>5%</u>	2.5% - 10%
TOTAL	<u>100%</u>	

*Rates shown are net of the 3.0% assumed rate of inflation

The discount rate used to measure the total pension liability was 7.00%. The projection of cash flows used to determine the discount rate assumed that plan member contributions will be made at rates equal to the difference between actuarially determined contribution rates and the member rate. Based on those assumptions, the pension plan's fiduciary net position was projected to be available to make all projected future benefit payments of current plan members. Therefore, the long-term expected rate of return on pension plan investments was applied to all periods of projected benefit payments to determine the total pension liability.

MCDUFFIE COUNTY, GEORGIA
NOTES TO FINANCIAL STATEMENTS
DECEMBER 31, 2023

NOTE 9 – RETIREMENT PLAN – Continued
Change in the Net Pension Liability

	<u>Pension Liability</u>	<u>Fiduciary Net Position</u>	<u>Net Pension Liability</u>
Balance at December 31, 2022	\$ 14,687,047	\$ 10,928,450	\$ 3,758,597
Changes for the year:			
Service cost	285,342	-	285,342
Interest	1,001,026	-	1,001,026
Liability experience (gain)/loss	389,225		389,225
Assumption change	552,876		552,876
Contribution-employer	-	558,650	(558,650)
Net investment income	-	1,587,203	(1,587,203)
Benefit payments	(773,347)	(773,347)	-
Administrative expense	-	(47,207)	47,207
Other changes	-	(65,570)	65,570
Net changes	<u>1,455,122</u>	<u>1,259,729</u>	<u>195,393</u>
Balance at December 31, 2023	<u>\$ 16,142,169</u>	<u>\$ 12,188,179</u>	<u>\$ 3,953,990</u>

For the year ended December 31, 2022, the County recognized pension expense of \$1,416,999. The required contribution for the year ended December 31, 2023 was \$534,907.

The following presents the County's net pension liability calculated using the discount rate of 7.00%, as well as what the County's proportionate share of the net pension liability would be if it were calculated using a discount rate that is 1-percentage-point lower (6.00%) or 1-percentage-point higher (8.00%) than the current rate:

	<u>1% Decrease 6.00%</u>	<u>Current Discount Rate 7.00%</u>	<u>1% Increase 8.00%</u>
County's Pension Liability	\$ 5,895,952	\$ 3,953,990	\$ 2,324,115

Pension Expense and Deferred Outflows of Resources and Deferred Inflows of Resources Related to Pensions

For the year ended December 31, 2023, the County recognized pension expense of \$1,416,999. At December 31, 2023, the County reported deferred outflows of resources and deferred inflows of resources related to pensions from the following sources:

Deferred outflows/inflows of resources related to pensions:

	<u>Deferred Outflows of Resources</u>	<u>Deferred Inflows of Resources</u>
Asset (Gain)/Loss	\$ 1,675,448	\$ (1,138,124)
Liability (Gain)/Loss	396,861	-
(Gain)/Loss due to Assumption Change	411,827	-
Total	<u>\$ 2,484,136</u>	<u>\$ (1,138,124)</u>

MCDUFFIE COUNTY, GEORGIA
NOTES TO FINANCIAL STATEMENTS
DECEMBER 31, 2023

NOTE 9 – RETIREMENT PLAN – Continued

Amounts report as deferred outflows of resources and deferred inflows of resources related to pension will be amortized in pension expense as follows:

Deferred Outflows/(Inflows) Recognized in Future Years

2024	336,503
2025	336,503
2026	336,503
Thereafter	336,503

Other State of Georgia Pension Plans

The Sheriff, Clerk of Superior Court, Probate Judge, Tax Commissioner, and various other employees of the County are covered by the State of Georgia retirement plans and are not included as a part of the County's plan described above. These State Plans are funded, in part, through County fines and forfeiture collections.

Information on the Sheriffs Retirement plan may be found at the following:

Georgia Sheriffs Association Retirement Fund
P.O. Box 1000
Stockbridge, GA 30281

Information on the Clerk of Superior Court Retirement plan may be found at the following:

Superior Court Clerk's Retirement Fund of Georgia
124 N. McDonough St., #3
Jonesboro, GA 30236

Information on the Probate Judge Retirement plan may be found at the following:

Probate Retirement Fund of Georgia
P.O. Box 56
Griffin, GA 30224

Information on the Tax Commissioners Retirement plan may be found at the following:

Employee Retirement System
Two Northside 75, Suite 300
Atlanta, GA 30318

Deferred Compensation Plans

The County has adopted deferred compensation plans in accordance with Section 457 of the Internal Revenue Code. The plans allow any employee participant to voluntarily defer the lesser of 100% of the participant's gross compensation or \$15,000 per year. All administrative costs of the plans are deducted from the participants' accounts. Benefit payments are payable upon termination of employment, unforeseeable emergency, retirement or death. The Custodial Account Agreement requires the County set aside assets and income from the plan in trust for the exclusive benefit of the participants and their beneficiaries. The County is in compliance with the agreement.

Information about the GEBCorp Deferred Compensation plan may be found at the following:

The Charles Schwab Trust
425 Market Street, 7th Floor
San Francisco, CA 94105

MCDUFFIE COUNTY, GEORGIA
NOTES TO FINANCIAL STATEMENTS
DECEMBER 31, 2023

NOTE 9 – RETIREMENT PLAN – Continued

The County believes that it has no liability for losses under the plans but does have the duty of due care that would be required of an ordinary prudent investor.

The investments are managed by the Plan Administrator in one of three investment options or a combination thereof. The available options include fixed annuity, variable annuity and universal life insurance. The participant makes the choice of investment option(s).

At December 31, 2023, 15.81%, or 52, of the County's 329 employees, were participants in the deferred compensation plans.

The employees of the County contributed \$127,167, respectively, to GEBCorp deferred compensation plan during the year ended December 31, 2023.

GASB Statement No. 2, *Financial Reporting of Deferred Compensation Plans Adopted under the provisions of Internal Revenue Code Section 457*, established reporting requirements for IRC Section 457 plans. Based on the laws in effect at the time of its passage, that Statement required that all amounts deferred by the plan participants be reported as assets of the employer until made available to the participants or their beneficiaries. The laws governing these plans were changed to state that, as of August 20, 1996, new plans will not be considered eligible plans "unless all assets and income of the plan described in subsection (b)(6) are held in trust for the exclusive benefit of the participants and their beneficiaries". In the case of an existing plan, a trust need not be established before January 1, 1999. Since the County amended its plan to comply with the requirements of subsection (g) of Internal Revenue Code Section 457, it has adopted GASB Statement No. 32, *Accounting and Financial Reporting for Internal Revenue Code Section 457 Deferred Compensation Plans*.

NOTE 10 – RISK MANAGEMENT, LITIGATION, AND CONTINGENCIES

Risk Management

The County is exposed to various risks of loss related to torts; theft of, damage to and destruction of assets; errors and omissions; injuries to employees; and natural disasters for which the government is a member of a public entity risk pool currently operating as a common risk management and insurance program for member local governments. The County has joined other municipalities in the state as part of the Georgia Inter-Local Risk Management Agency Property and Liability Insurance Fund and the Association County Commissioners of Georgia Group Self-Insurance Workers' Compensation Fund (ACCG-GSIWCF). As part of these risk pools, the Government is obligated to pay all contributions and assessments as prescribed by the pools, to cooperate with the pool's agents and attorneys, to follow loss reduction procedures established by the funds, and to report as promptly as possible, and in accordance with any coverage descriptions issued, all incidents which could result in the funds being required to pay any claim of loss. The County is also to allow the pool's agents and attorneys to represent the County in investigation, settlement discussions and all levels of litigation arising out of any claim made against the County within the scope of loss protection furnished by the funds. The funds are to defend and protect members of the funds against liability or loss as prescribed in the member government contract and in accordance with the worker's compensation law of Georgia. The funds are to pay all cost taxed against members in any legal proceeding defended by the members, all interest accruing after entry of judgment, and all expenses incurred for investigation, negotiation, or defense.

Liabilities are reported when it is probable that a loss has occurred, and the amount of the loss can be reasonably estimated. An excess coverage insurance policy covers individual claims. Liabilities include amounts that have been incurred but not reported. Claim liabilities are calculated considering the effects of inflation, recent claim settlement trends including frequency and amount of payouts and other economic and social factors. The liability for claims and judgments is reported as long-term debt because it is not expected that it will be liquidated from expendable available financial resources. As of December 31, 2023, the County had recorded no liability for claims.

MCDUFFIE COUNTY, GEORGIA
NOTES TO FINANCIAL STATEMENTS
DECEMBER 31, 2023

NOTE 10 – RISK MANAGEMENT, LITIGATION, AND CONTINGENCIES – CONTINUED

The change in the balances of the workers' compensation pool claims during fiscal year 2023 is as follows:

Workers compensation	
	<u>2023</u>
Unpaid claims, beginning of fiscal year	\$ 1,374,929
Incurred claims	293,290
Claim payments	<u>(95,928)</u>
Unpaid claims, end of fiscal year	<u>\$ 1,572,291</u>

General, property, and vehicle liabilities are provided for by commercial insurance coverage. Insurance bonding in amounts proportionate to employee exposure provides surety coverage. The County is liable for the \$1,000 deductible. The change in the property and liability claims during the year 2023 is as follows:

General, property, and vehicle liabilities	
	<u>2023</u>
Unpaid claims, beginning of fiscal year	\$ 803,800
Incurred claims	424,925
Claim payments	<u>(67,773)</u>
Unpaid claims, end of fiscal year	<u>\$ 1,160,952</u>

Contingent Liabilities

Amounts received or receivable from grant agencies are subject to audit and adjustment by grantor agencies, principally the Federal Government. Any disallowed claims, including amounts already collected, may constitute a liability of the applicable funds. The amount, if any, of expenditures, which may be disallowed by the grantor, cannot be determined at this time although the County expects such amounts, if any, to be immaterial.

The County is a defendant in various lawsuits. Although the outcome of these lawsuits is not presently determinable, it is the opinion of the County's management and counsel that resolution of these matters will not have a material effect on the financial condition of the County.

NOTE 11 – INTERFUND TRANSACTIONS

Due From/To Other Funds

Interfund receivables and payables account for loans between funds for cash management purposes. Interfund receivables and payables as of December 31, 2023 were as follows:

Receivable Fund	Payable Fund							Total
	General Fund	Govt Funds	Lawn Care	EMS	Transportation SPLOST	American Rescue	Solid Waste	
Hotel/Motel	\$ 40,331	\$ -	\$ -	\$ -	\$ -	\$ -	\$ -	\$ 40,331
Non-major Govt Funds	101,037	120	-	-	-	-	-	101,157
Raysville	-	260	517	19,173	-	300	-	20,250
General Fund	-	169,203	-	172,403	416,159	-	346,880	1,104,645
Total	<u>\$ 141,368</u>	<u>\$ 169,583</u>	<u>\$ 517</u>	<u>\$ 191,576</u>	<u>\$ 416,159</u>	<u>\$ 300</u>	<u>\$ 346,880</u>	<u>\$ 1,266,383</u>

MCDUFFIE COUNTY, GEORGIA
NOTES TO FINANCIAL STATEMENTS
DECEMBER 31, 2023

NOTE 12 – NET POSITION/FUND EQUITY

Transfers To/From Other Funds

Transfers between the General Fund and other governmental funds were primarily to support the operations of the funds.

Reservations of net position/fund equity are created to either satisfy legal covenants that require a portion of the fund balance be segregated or identify the portion of the fund balance that is not appropriated for future expenditures. Specific reservations of the fund balance accounts are summarized as follow:

Transfers out	Transfers in							Total Transfers Out
	General Fund	Non-major Govt Funds	SPLOST VII	EMS	Lawn Care	Raysville Campground	Solid Waste Landfill	
General Fund	\$ -	\$ 95,073	\$ -	\$ -	\$ -	\$ -	\$ -	\$ 95,073
EMS	-	-	855,635	-	-	-	-	855,635
Solid Waste	-	13,245	477,419	-	-	-	-	490,664
Internal shop	124,879	6,865	-	29,748	1,144	-	13,730	176,366
Lawn Care	74,375	-	-	4,788	-	9,576	2,394	91,133
Non-major Govt Funds	147,090	-	-	-	-	-	42,650	189,740
Total- Transfers In	\$ 346,344	\$ 115,183	\$ 1,333,054	\$ 34,536	\$ 1,144	\$ 9,576	\$ 58,774	\$ 1,898,611

Restricted for encumbrances – This reserve was created to represent encumbrances outstanding at the end of the year based on purchase orders and contracts signed by the County but not completed as of the close of the fiscal year.

Restricted for designated purposes – This reserve represents the portion of net position that is legally restricted for specified purposes.

Unrestricted – This represents the portion of net position that is not restricted and not designated for other purposes.

The McDuffie County Health Department had a surplus in unrestricted net position totaling \$126,128 as of June 30, 2023. The deficit will be funded through operations of the Department.

NOTE 13 – SOLID WASTE FUND

The County maintains a solid waste landfill facility, which was established as an enterprise fund as of January 1, 1993. The current landfill was closed during 1994, to avoid the thirty-year post-closure monitoring for leaks into the ground water and removal and treatment of leachate, as required by regulations issued by the U.S. Environmental Protection Agency. By closing the facility, the County is required to monitor the facility. The licensure process for a new landfill has been completed, and the permit has been extended until completion.

The Solid Waste Fund is expected ultimately to be self-supporting. All revenues related to the collection and disposal of solid waste, and the expenses related to the operation are reported in this fund.

Government Accounting Standards Board Statement No. 18 (GASB-18) was issued effective June 15, 1993, to establish accounting standards for reporting the liabilities associated with required closure and post-closure costs. The standard states that the total estimated current cost of closure and post-closure monitoring is to be recognized as a liability as the landfill's usable area is consumed. The estimated total current cost includes: (1) the cost of equipment expected to be installed and facilities expected to be constructed, (2) the cost of the final earth cover to be applied when the landfill is full, and (3) the estimated costs of monitoring and maintaining the landfill in the post closure period. The accrued closure and post-closure costs liability totaled \$98,187* as of December 31, 2023.

Costs for closure and post-closure care are based on engineering estimates and are subject to change based on various factors some of which include inflation, deflation, changes in technology, and changes in laws and regulations. These costs are to be funded by collection fees and by tonnage costs. Costs incurred during 2022 totaled \$27,941.

*Estimated to be \$443,877 per Georgia EPD in 2023

MCDUFFIE COUNTY, GEORGIA
NOTES TO FINANCIAL STATEMENTS
DECEMBER 31, 2023

NOTE 14 –BIG HART AND RAYSVILLE CAMPGROUNDS FUND

Raysville Campground is located on Georgia's Little River, section of Clarks Hill Lake, the largest U.S. Corps of Engineers lake east of the Mississippi River. The 70,000 acre lake and its 1,000+ miles of shoreline provide excellent boating, water skiing, swimming, fishing, and hiking. The campground is situated in a wooded area on the waterfront and consists of 55 family campsites, all with 50-amp electrical hookups. Amenities include restrooms, showers, a dump station, boat ramp and dock.

Big Hart Campground is situated in a wooded area on the waterfront of Clarks Hill Lake. One group campsite and 31 family campsites are available, all with 50-amp electrical hookups. Amenities include flush and vault toilets, showers, drinking water, a dump station, playground, beach, boat ramp and dock.

The Big Hart and Raysville Campgrounds Fund is expected ultimately to be self-supporting. All revenues related to the rental and the expenses related to the operation are reported in this fund.

NOTE 15 – HOTEL/MOTEL LODGING TAX

McDuffie County has levied a 5% lodging tax pursuant to O.C.G.A. 48-13-51. At least 40% of the tax is to be used for tourism related purposes. During 2023, approximately 89% of receipts were allocated for tourism. Transactions for the year ended December 31, 2023 were as follows:

Balance as of December 31, 2022	\$ 100,597
Tax Collections during 2023	318,297
Reimbursement received during 2023	712
Disbursements for promotion of tourism	(282,192)
Transfer to General Fund	<u>(85,502)</u>
Balance as of December 31, 2023	<u>\$ 51,912</u>

NOTE 16 – JOINT VENTURE

Under Georgia law, the County in conjunction with other cities and counties in the Central Savannah River Area, is a member of the Central Savannah River Area Regional Commission (RC) and is required to pay annual dues thereto. During its year ended December 31, 2023, the County paid \$32,736 in such dues. Membership in the RC is required by the Official Code of Georgia Annotated (OCGA) Section 50-8-34, which provides for the organizational structure of the RC in Georgia. The RC board membership includes the chief elected official of each county and municipality of the area. OCGA 50-8-39.1 provides that the member governments are liable for any debts or obligations of the RC. Separate financial statements may be obtained from:

Central Savannah River Area Regional Commission
3023 Riverwatch Parkway, Suite A
Augusta, Georgia 30907-2018

NOTE 17 – RELATED PARTY TRANSACTIONS

There were no material related party transactions during the year ended December 31, 2023.

MCDUFFIE COUNTY, GEORGIA
NOTES TO FINANCIAL STATEMENTS
DECEMBER 31, 2023

NOTE 18- Constitutional Officers and Firefighters Pension Plans

The County's Constitutional Officers and some of their staff and firefighters belong to one of six pension's plans, listed below, established by the Georgia General Assembly for providing retirement benefits for these participants. These plans are cost sharing multiple employer defined benefit plans.

<u>Name of Pension Plan</u>	<u>Plan Website</u>
Employees Retirement System of Georgia - Tax Commissioner	ers.ga.gov
Judges of the Probate Courts Retirement Fund of Georgia	pjrf.georgia.gov
Sheriffs' Retirement Fund of Georgia	georgiasheriffs.org
Peace Officers' Annuity & Benefit Fund of Georgia	poab.georgia.gov
Georgia Firefighters' Pension Fund	gfpf.org
Georgia Judicial Retirement System	ers.ga.gov

Pension liabilities and pension expense with all plans above combined and summarized as follows:

McDuffie County's proportionate share of net pension liability	\$ -
State of Georgia's proportionate share of net pension liability associated with McDuffie County	1,416,999
Total	<u>\$ 1,416,999</u>
McDuffie recognized pension expense	\$ 181,485
McDuffie recognized revenue from State of Georgia support	<u>\$ 181,485</u>

These plans are considered special funding situations; and 100% of the collective net pension liabilities are allocated to the State of Georgia. The County does not contribute to any of these plans.

Pension plan descriptions, assumptions and related disclosures may be found in separately issued reports at June 30, 2022 for each of these plans and are available at the websites listed above.

NOTE 19 - SUBSEQUENT EVENTS

In preparing the financial statements, the County has evaluated events and transactions for potential recognition or disclosure through June 28, 2024. Management has not identified any items requiring recognition or disclosure.

**REQUIRED SUPPLEMENTARY
INFORMATION**

MCDUFFIE COUNTY, GEORGIA
SCHEDULE OF REVENUES, EXPENDITURES, AND CHANGES IN FUND BALANCE
BUDGET (BUDGETARY BASIS) AND ACTUAL
GENERAL FUND
FOR THE YEAR ENDED DECEMBER 31, 2023

	Cash Basis			Variance Over (Under)
	Original Budget	Final Budget	Actual	
REVENUES				
Taxes				
Property tax	\$ 5,137,482	\$ 5,137,482	\$ 4,329,663	\$ (807,819)
Property tax penalties	40,000	40,000	24,816	(15,184)
Prior year property tax	270,394	270,394	1,002,674	732,280
Local option sales tax	3,100,000	3,100,000	3,033,387	(66,613)
TAVT	1,200,000	1,200,000	1,139,146	(60,854)
TAV - administration	30,000	30,000	31,364	1,364
Alcohol beverage tax	260,000	260,000	188,761	(71,239)
Excise tax	350,000	350,000	266,346	(83,654)
Franchise tax	90,000	90,000	84,162	(5,838)
Motor vehicle tax	56,314	56,314	121,231	64,917
AAVT tax	16,000	22,300	22,285	(15)
Prior year	-	331,114	-	(331,114)
Mobile home tax	55,518	55,518	19,401	(36,117)
Mobile home tax penalties	11,000	11,000	6,798	(4,202)
Timber tax	44,822	44,822	36,143	(8,679)
Light district	30,100	30,100	40,184	10,084
Railroad tax	12,000	12,000	9,834	(2,166)
Payments in lieu of tax	42,000	42,000	44,942	2,942
Commissions	310,000	310,000	286,008	(23,992)
FIFA	20,000	20,000	7,433	(12,567)
BK lic tax	32,000	32,000	43,326	11,326
Equipment tax	92	92	142	50
Penalties and fines	10,000	12,500	13,918	1,418
Total taxes	11,117,722	11,457,636	10,751,964	(705,672)
Licenses and permits				
Beer and wine licenses	10,150	10,150	10,800	650
Alcohol licenses	27,500	27,500	30,250	2,750
Business licenses	80,000	80,000	75,293	(4,707)
Penalties and fines	35,100	35,100	26,235	(8,865)
Building permits and licenses	140,000	140,000	113,913	(26,087)
Total licenses and permits	292,750	292,750	256,491	(36,259)
Intergovernmental				
Reimbursements	1,470,601	1,493,659	1,448,072	(45,587)
Government center - City of Thomson	139,100	139,100	134,910	(4,190)
Home delivered meals	6,500	6,500	9,233	2,733
Grants	40,000	40,000	660,867	620,867
Tax assessor	5,700	5,700	4,662	(1,038)
Total intergovernmental	1,661,901	1,684,959	2,257,744	572,785
Charges for services				
Recreation fees	132,500	132,500	92,453	(40,047)
Senior citizens fees	500	500	9,134	8,634
Rent	158,322	158,322	150,308	(8,014)
Animal shelter	5,000	5,000	4,736	(264)
Sheriff	361,250	361,250	320,200	(41,050)
Sheriff administration	187,550	222,550	84,784	(137,766)
Public works	6,550	6,550	4,628	(1,922)
Public Utility	-	-	5,389	5,389
Vending machine	-	-	55	55
Fire fees	-	-	-	-
Total charges for services	851,672	886,672	671,687	(214,985)

MCDUFFIE COUNTY, GEORGIA
SCHEDULE OF REVENUES, EXPENDITURES, AND CHANGES IN FUND BALANCE
BUDGET (BUDGETARY BASIS) AND ACTUAL
GENERAL FUND
FOR THE YEAR ENDED DECEMBER 31, 2023

	Cash Basis			Variance
	Original Budget	Final Budget	Actual	Over (Under)
REVENUES - Continued				
Fines and forfeitures				
Superior court fines and fees	\$ 341,000	\$ 341,000	\$ 276,366	\$ (64,634)
Probate court fines and fees	595,000	595,000	392,800	(202,200)
Magistrate court fines and fees	66,000	66,000	55,843	(10,157)
	<u>1,002,000</u>	<u>1,002,000</u>	<u>725,009</u>	<u>(276,991)</u>
Total fines and forfeitures				
Other				
Flood control	1,000	1,000	2,202	1,202
Interest	28,000	188,000	213,863	25,863
Surplus sales	10,000	10,000	500	(9,500)
Scrap	5,000	5,000	827	(4,173)
Election qual	200	200	-	(200)
Airport-GA	1,000	1,000	-	(1,000)
Bad check	100	100	-	(100)
Employee relations	8,000	8,000	8,616	616
Miscellaneous	22,600	80,660	78,689	(1,971)
	<u>75,900</u>	<u>293,960</u>	<u>304,697</u>	<u>10,737</u>
Total other				
Total revenues	<u>15,001,945</u>	<u>15,617,977</u>	<u>14,967,592</u>	<u>(650,385)</u>
EXPENDITURES				
General government				
Governing body	356,420	396,202	393,470	(2,732)
County manager	479,630	486,531	461,599	(24,932)
Elections office	382,859	580,568	400,147	(180,421)
Administration	1,052,495	896,523	760,145	(136,378)
Government center complex	137,565	145,230	142,452	(2,778)
Finance	382,455	404,930	374,782	(30,148)
Technical support	487,127	598,791	580,502	(18,289)
Tax commissioner	428,852	434,769	406,623	(28,146)
Tax assessor	394,876	421,564	416,331	(5,233)
Board of equalization	6,801	6,801	6,510	(291)
General government buildings	295,533	329,980	274,899	(55,081)
Superior court	116,716	116,716	97,490	(19,226)
Clerk of superior court	444,135	448,755	399,524	(49,231)
District attorney	149,463	151,485	150,359	(1,126)
Victim's assistance	115,045	118,030	107,876	(10,154)
Child support	6,000	22,053	22,053	-
Courts	66,756	68,367	60,233	(8,134)
Magistrate court	192,751	213,302	214,748	1,446
Probate court	248,413	247,216	216,136	(31,080)
Juvenile court	123,517	132,948	132,939	(9)
Public defender	93,100	98,969	99,100	131
Planning and zoning	379,524	407,164	320,621	(86,543)
	<u>6,340,033</u>	<u>6,726,894</u>	<u>6,038,539</u>	<u>(688,355)</u>
Total general government				

MCDUFFIE COUNTY, GEORGIA
SCHEDULE OF REVENUES, EXPENDITURES, AND CHANGES IN FUND BALANCE
BUDGET (BUDGETARY BASIS) AND ACTUAL
GENERAL FUND
FOR THE YEAR ENDED DECEMBER 31, 2023

	Cash Basis			Variance
	Original Budget	Final Budget	Actual	Over (Under)
EXPENDITURES - Continued				
Public safety				
Sheriff	\$ 2,620,358	\$ 2,610,048	\$ 2,141,303	\$ (468,745)
Sheriff administrative	187,550	187,550	117,838	(69,712)
Detention center	2,226,967	2,222,324	2,018,158	(204,166)
Fire	-	-	-	-
Emergency management	-	-	-	-
Inmate workforce	-	-	-	-
Coroner	54,391	58,391	49,195	(9,196)
Total public safety	5,089,266	5,078,313	4,326,494	(751,819)
Highways and streets				
Vehicle and equipment maintenance	-	-	-	-
Public works	1,297,903	1,430,589	1,375,469	(55,120)
Total highways and streets	1,297,903	1,430,589	1,375,469	(55,120)
Health and welfare				
Family and children services	35,372	35,372	29,112	(6,260)
Health department	120,350	120,350	100,496	(19,854)
Mental health	-	-	-	-
Rural transportation	-	-	-	-
Senior citizens	170,351	175,338	176,264	926
Soil & waste conservation	500	500	350	(150)
Home delivered meals	83,148	83,148	63,830	(19,318)
Total health and welfare	409,721	414,708	370,052	(44,656)
Culture and recreation				
Library	100,822	100,822	100,822	-
Boys and Girls Club	32,399	61,373	61,355	(18)
Rockhouse	3,700	3,700	3,478	(222)
Recreation	1,014,936	1,022,528	969,894	(52,634)
Main Street Gym	7,300	7,300	4,866	(2,434)
Tourism	-	-	-	-
Development Authority	77,445	84,450	79,750	(4,700)
Total culture and recreation	1,236,602	1,280,173	1,220,165	(60,008)
Other				
Cooperative extension service	158,063	158,063	108,355	(49,708)
Airport	59,500	70,483	72,535	2,052
Forestry	8,820	8,820	8,820	-
Lawn care services	-	-	-	-
Employee relations	5,000	11,822	11,160	(662)
Recycling center	10,000	20,076	19,839	(237)
Animal shelter	139,099	148,493	149,666	1,173
Total other	380,482	417,757	370,375	(47,382)
Total Expenditures	14,754,007	15,348,434	13,701,094	(1,647,340)
Other financing sources				
Transfer in (out)	(241,028)	(262,633)	(251,271)	11,362
Net change in fund balance	\$ 6,910	\$ 6,910	\$ 1,015,227	\$ 1,008,317
RECONCILIATION TO GAAP BASIS				
To record effect of changes in receivables and other assets and payables and other liabilities			(356,685)	
FUND BALANCE, BEGINNING OF YEAR			11,133,077	
FUND BALANCE, END OF YEAR			<u>\$ 11,791,619</u>	

MCDUFFIE COUNTY, GEORGIA
REQUIRED SUPPLEMENTARY INFORMATION
SCHEDULE OF THE NET PENSION LIABILITY-
ACCG PENSION PLAN FOR MCDUFFIE COUNTY EMPLOYEES
FOR THE YEAR ENDED DECEMBER 31, 2023

	2014	2015	2016	2017	2018	2019	2020	2021	2022	2023
Contractually Required Contribution	N/A	\$ 422,092	\$ 439,023	\$ 435,778	\$ 390,773	\$ 296,675	\$ 390,358	\$ 440,187	\$ 449,065	\$ 534,907
Contribution in Relation to the Contractually Required Contribution	N/A	422,092	439,023	435,778	390,773	296,675	390,358	440,187	449,065	534,907
Contributions Deficiency (Excess)	\$ -	\$ -	\$ -	\$ -	\$ -	\$ -	\$ -	\$ -	\$ -	\$ -
Covered-Employee Payroll	N/A	\$ 4,008,169	\$ 3,943,434	\$ 3,706,447	\$ 3,821,798	\$ 3,916,301	\$ 4,150,892	\$ 4,768,705	\$ 4,894,203	\$ 4,894,203
Contribution as a Percentage of Covered-Employee Payroll	N/A	10.5%	11.1%	11.8%	10.2%	7.6%	9.4%	9.2%	9.2%	10.9%

MCDUFFIE COUNTY, GEORGIA
REQUIRED SUPPLEMENTARY INFORMATION
SCHEDULE OF CONTRIBUTIONS-
ACCG PENSION PLAN FOR MCDUFFIE COUNTY EMPLOYEES
FOR THE YEAR ENDED DECEMBER 31, 2023

For the Year Ended December 31,	2014	2015	2016	2017	2018	2019	2020	2021	2022	2023
Net pension liability	N/A	\$ 1,111,156	\$ 1,679,221	\$ 1,808,471	\$ 602,704	\$ 2,036,823	\$ 1,303,872	\$ 991,470	\$ 3,758,597	\$ 3,953,990
Covered-employee payroll	N/A	\$ 4,008,169	\$ 3,810,081	\$ 3,581,137	\$ 3,821,798	\$ 3,916,301	\$ 4,150,892	\$ 4,768,705	\$ 4,894,203	\$ 5,483,993
Net pension liability as a percentage of covered-employee payroll	N/A	27.70%	44.10%	50.50%	15.80%	52.00%	31.40%	20.80%	76.80%	76.80%
Plan fiduciary net position as a percentage of the total pension liability	N/A	87.70%	82.50%	82.40%	94.10%	81.50%	90.00%	93.00%	74.40%	74.40%

MCDUFFIE COUNTY, GEORGIA
REQUIRED SUPPLEMENTARY INFORMATION
SCHEDULE OF PROPORTIONATE SHARE OF THE NET PENSION LIABILITY
FOR THE YEAR ENDED DECEMBER 31, 2023 (JUNE 30, 2023 MEASUREMENT DATE)

	Employees Retirement System of Georgia - Tax Commissioner	Georgia Judicial Retirement System	Peace Officers' Annuity & Benefit Fund of Georgia	Judges of the Probate Courts Retirement Fund of Georgia	Sheriffs' Retirement Fund of Georgia	Georgia Firefighters' Pension Fund
McDuffie County's proportion of net pension liability	0.00%	0.00%	0.00%	0.00%	0.00%	0.00%
McDuffie County's proportionate share of net pension liability	\$ -	\$ -	\$ -	\$ -	\$ -	\$ -
State of Georgia's proportionate share of net pension liability associated with McDuffie	<u>611,410</u>	<u>(41,908)</u>	<u>146,202</u>	<u>(135,887)</u>	<u>456,410</u>	<u>380,772</u>
Total	<u>611,410</u>	<u>(41,908)</u>	<u>146,202</u>	<u>(135,887)</u>	<u>456,410</u>	<u>380,772</u>
McDuffie County's covered-employee payroll	\$ 76,865	\$ 86,000	\$ 1,022,815	\$ 81,343	\$ 54,402	\$ 2,186,869
McDuffie County's proportionate share of net pension liability as percentage of its covered-employee payroll	Not Applicable	Not Applicable	Not Applicable	Not Applicable	Not Applicable	Not Applicable
Plan fiduciary net position as a percentage of the total pension liability	72.20%	108.30%	80.74%	124.03%	57.10%	77.76%

COMBINING AND INDIVIDUAL FUND STATEMENTS

**MCDUFFIE COUNTY
MAJOR GOVERNMENTAL FUNDS
FOR THE YEAR ENDED DECEMBER 31, 2023**

GENERAL FUND

The General Fund is used to account for resources traditionally associated with the County that are not required legally, or by sound financial management, to be accounted for in another fund.

SPLOST VI

SPLOST VI – The SPLOST VI Fund is used to account for proceeds from SPLOST VI.

SPLOST VII

SPLOST VII – The SPLOST VI Fund is used to account for proceeds from SPLOST VII.

TSPLOST FUND

TSPLOST Fund – The TSPLOST Fund is used to account for the construction of transportation related projects funded by TPLOST.

**MCDUFFIE COUNTY
NONMAJOR GOVERNMENTAL FUNDS
FOR THE YEAR ENDED DECEMBER 31, 2023**

SPECIAL REVENUE FUNDS

Special revenue funds are used to account for specific revenues that are legally restricted to expenditure for particular purposes.

Jail Fund – to account for fines charged by the County that are to be used for jail improvements.

Drug Task Force Fund – to account for add-on fees received from fines to be used to assist with drug enforcement needs.

Drug Court Fund – to account for add-on fees received from fines to be used to assist with drug treatment needs.

Wireless Emergency Telephone System Fund – to account for collection of wireless 911 phone surcharges used for operation and maintenance of the 911-phone system.

Landfill Surcharge Fund – to account for fees received from Solid Waste.

Hotel/Motel Fund – to account for tax to be used for tourism-related purposes.

Law Library Fund– to account for receipt of fee revenue generated to support the legal library for the McDuffie County court system.

Juvenile Probation Fund – to account for fee revenue generated for juvenile probation.

Emergency Telephone System Fund – is used to account for the collection of 911 phone surcharges used for operation and maintenance of the 911-telephone system.

Drug Forfeiture Fund – to account for funds received as a result of property and cash seizures by the Sheriff's Department.

Transportation Fund – to account for fee revenue generated for transportation.

Multiple Grant Fund – to account for funds received as a result of multiple grants.

Debt Service Fund- to account for the resources accumulated and payments made for principal and interest on long-term debt of governmental funds

CAPITAL PROJECTS FUNDS

Capital projects funds are used to account for the acquisition and construction of major capital facilities other than those financed by proprietary funds and trust funds.

Special Purpose Local Option Sales Tax IV Fund – to account for property acquisition and construction of projects designated to be funded by revenue from local option sales tax collections for the years 2004 – 2008.

Special Purpose Local Option Sales Tax V Fund – to account for property acquisition and construction of projects designated to be funded by revenue from local option sales tax collections for the years 2009-2013.

Bond Fund – to account for the cost of the acquisition and furnishing of the City of Thomson/McDuffie County government center.

MCDUFFIE COUNTY
NONMAJOR GOVERNMENTAL FUNDS
FOR THE YEAR ENDED DECEMBER 31, 2023

SPLOST VI Fund - The SPLOST VI Fund is used to account for proceeds from SPLOST VI.

LMIG Fund – to account for the construction of transportation related projects funded by the LMIG grant.

CDBG Fund- to account for the construction related to projects funded by the CDBG grant

**MCDUFFIE COUNTY, GEORGIA
COMBINING BALANCE SHEET
NONMAJOR GOVERNMENTAL FUNDS
DECEMBER 31, 2023**

	Special Revenue Funds												Capital Projects Funds						
	Jail	Law Library	Juvenile Probation	Multiple Grant	Transportation Grant	Drug Task Force	Drug Court	Hotel/ Motel Tax	Wireless Emergency Telephone System	Landfill Surcharge	Drug Forfeiture	Emergency Telephone System	LMIG	SPLOST IV	SPLOST V	SPLOST VI	CDBG	Total Nonmajor Governmental Funds	
Assets																			
Assets																			
Cash	\$ 298,617	\$ 28,549	\$ 47,425	\$ 4,253	\$ -	\$ 387,008	\$ 59,921	\$ -	\$ 51,545	\$ 126,782	\$ 205,096	\$ 58,123	\$ 100	\$ 456	\$ 57,017	\$ 2,777,798	\$ 80,113	\$ 4,182,803	
Investments	-	-	-	-	-	-	-	-	-	-	-	-	-	-	-	-	-	-	
Due from other funds	-	-	-	862	100,175	120	-	40,331	-	-	-	-	-	-	-	-	-	141,488	
Other receivables	-	-	-	65,923	55	-	-	18,062	-	-	-	75,789	-	-	-	-	-	159,829	
Intergovernmental receivables	2,429	-	-	-	35,065	884	73,197	-	-	1,058	-	-	-	-	-	-	-	112,633	
Total Assets	\$ 301,046	\$ 28,549	\$ 47,425	\$ 71,038	\$ 135,295	\$ 388,012	\$ 133,118	\$ 58,393	\$ 51,545	\$ 127,840	\$ 205,096	\$ 133,912	\$ 100	\$ 456	\$ 57,017	\$ 2,777,798	\$ 80,113	\$ 4,596,753	
Liabilities and Fund Balances																			
Liabilities																			
Accounts payable	\$ 100	\$ -	\$ -	\$ 1,223	\$ 34,598	\$ 100	\$ 12,230	\$ 5,580	\$ 100	\$ 7,097	\$ -	\$ 34,970	\$ 100	\$ 390	\$ 412	\$ 351	\$ 1,020	\$ 98,271	
Accrued liabilities	-	-	-	-	5,501	-	-	901	-	-	-	11,048	-	-	-	-	-	17,450	
Unearned revenue	-	-	-	-	-	-	-	-	-	-	-	-	-	-	-	-	-	-	
Due to other funds	-	215	-	45,515	-	-	165	-	-	2,400	-	-	-	-	-	-	121,288	169,583	
Total Liabilities	100	215	-	46,738	40,099	100	12,395	6,481	100	9,497	-	46,018	100	390	412	351	122,308	285,304	
Fund balances																			
Capital Projects	-	-	-	-	-	-	-	-	-	-	-	-	-	66	56,605	2,777,447	-	2,834,118	
Special Revenues	300,946	28,334	47,425	24,300	95,196	387,912	120,723	51,912	51,445	118,343	205,096	87,894	-	-	-	-	(42,195)	1,477,331	
Debt service	-	-	-	-	-	-	-	-	-	-	-	-	-	-	-	-	-	-	
Total Fund Balances	300,946	28,334	47,425	24,300	95,196	387,912	120,723	51,912	51,445	118,343	205,096	87,894	-	66	56,605	2,777,447	(42,195)	4,311,449	
Total Liabilities and Fund Balances	\$ 301,046	\$ 28,549	\$ 47,425	\$ 71,038	\$ 135,295	\$ 388,012	\$ 133,118	\$ 58,393	\$ 51,545	\$ 127,840	\$ 205,096	\$ 133,912	\$ 100	\$ 456	\$ 57,017	\$ 2,777,798	\$ 80,113	\$ 4,596,753	

MCDUFFIE COUNTY, GEORGIA
COMBINING STATEMENT OF REVENUES, EXPENDITURES, AND CHANGES IN FUND BALANCES
NONMAJOR GOVERNMENTAL FUNDS
FOR THE YEAR ENDED DECEMBER 31, 2023

	Special Revenue Funds											Capital Projects Funds						Total Nonmajor Governmental Funds
	Jail	Law Library	Juvenile Probation	Multiple Grant	Transportation Grant	Drug Task Force	Drug Court	Hotel/ Motel Tax	Wireless Emergency Telephone System	Landfill Surcharge	Drug Forfeiture	Emergency Telephone System	LMIG	SPLOST IV	SPLOST V	SPLOST VI	CDBG	
Revenues																		
Fees for services	\$ -	\$ -	\$ -	\$ -	\$ -	\$ -	\$ 10,220	\$ -	\$ -	\$ -	\$ -	\$ -	\$ -	\$ -	\$ -	\$ -	\$ -	\$ 10,220
Fines and forfeitures	58,883	11,395	160	-	-	26,890	-	-	-	-	-	-	-	-	-	-	-	97,328
Intergovernmental	-	-	-	131,208	393,584	-	146,825	-	-	-	50,489	698,204	508,772	-	-	-	122,492	2,051,574
Interest income	-	406	-	-	-	-	-	-	-	-	61	-	-	-	20	93,855	-	94,342
Other	-	1,685	-	-	-	-	-	713	-	-	-	84,928	-	-	-	-	-	87,326
Taxes	-	-	-	-	-	-	-	318,297	-	-	-	307	-	-	-	-	-	318,604
Total Revenues	58,883	13,486	160	131,208	393,584	26,890	157,045	319,010	-	-	50,550	783,439	508,772	-	20	93,855	122,492	2,659,394
Expenditures																		
Current																		
Intergovernmental	-	-	-	-	-	-	-	-	-	-	-	-	-	-	-	-	-	-
General government	-	-	-	-	-	-	-	-	-	-	-	-	-	-	-	-	-	-
Public safety	37,107	-	-	-	-	-	129,905	-	-	-	4,890	765,856	-	-	-	7,429	-	945,187
Public works	-	-	-	132,207	453,360	-	-	-	-	43,343	-	-	-	-	-	351	27,796	657,057
Culture and recreation	-	-	-	-	-	-	-	-	-	-	-	-	-	-	-	-	-	-
Other	-	-	-	-	-	-	-	-	-	-	-	-	-	390	312	-	-	702
Health and welfare	-	-	-	-	-	9,218	-	-	-	-	-	-	-	-	-	-	-	9,218
Economic development	-	-	-	-	-	-	-	282,192	-	-	-	-	-	-	-	-	-	282,192
Judicial	-	13,861	-	-	-	-	-	-	-	-	-	-	-	-	-	-	-	13,861
Capital outlay																		-
General government	-	-	-	-	-	-	-	-	-	-	-	-	-	-	-	-	-	-
Public works	-	-	-	-	-	-	-	-	-	-	-	-	508,772	-	-	-	19,487	528,259
Public safety	14,488	-	-	-	-	-	-	-	-	-	-	5,500	-	-	-	-	-	19,988
Health and welfare	-	-	-	-	-	-	-	-	-	-	-	-	-	-	-	-	-	-
Culture and recreation	-	-	-	-	-	-	-	-	-	-	-	-	-	-	-	48,436	-	48,436
Economic development	-	-	-	-	-	-	-	-	-	-	-	-	-	-	-	-	-	-
Debt Service:																		-
Principal	-	-	-	-	-	-	-	-	-	-	-	-	-	-	-	-	-	-
Interest	-	-	-	-	-	-	-	-	-	-	-	-	-	-	-	-	-	-
Total Expenditures	51,595	13,861	-	132,207	453,360	9,218	129,905	282,192	-	43,343	4,890	771,356	508,772	390	312	56,216	47,283	2,504,900
Excess (deficiency) of revenues over expenditures	7,288	(375)	160	(999)	(59,776)	17,672	27,140	36,818	-	(43,343)	45,660	12,083	-	(390)	(292)	37,639	75,209	154,494
Transfers in	-	-	-	-	147,090	-	-	-	-	42,650	-	-	-	-	-	-	-	189,740
Transfers out	-	-	-	-	(6,865)	-	(9,571)	(85,502)	-	(13,245)	-	-	-	-	-	-	-	(115,183)
Net Change	7,288	(375)	160	(999)	80,449	17,672	17,569	(48,684)	-	(13,938)	45,660	12,083	-	(390)	(292)	37,639	75,209	229,051
FUND BALANCES, BEGINNING OF YEAR	293,658	28,709	47,265	25,299	14,747	370,240	103,154	100,596	51,445	132,281	159,436	75,811	-	456	56,897	2,739,808	(117,404)	4,082,398
FUND BALANCES, END OF YEAR	\$ 300,946	\$ 28,334	\$ 47,425	\$ 24,300	\$ 95,196	\$ 387,912	\$ 120,723	\$ 51,912	\$ 51,445	\$ 118,343	\$ 205,096	\$ 87,894	\$ -	\$ 66	\$ 56,605	\$ 2,777,447	\$ (42,195)	\$ 4,311,449

MCDUFFIE COUNTY, GEORGIA
SCHEDULE OF REVENUES, EXPENDITURES, AND CHANGES IN FUND BALANCE –
BUDGET (BUDGETARY BASIS) AND ACTUAL
JAIL FUND
FOR THE YEAR ENDED DECEMBER 31, 2023

	Original Budget	Final Budget	Actual	Variance Over (Under)
Revenues				
Fines and forfeitures	\$ 55,500	\$ 55,500	\$ 62,027	\$ 6,527
Prior year	<u>64,850</u>	<u>64,850</u>	<u>-</u>	<u>(64,850)</u>
Total Revenues	<u>120,350</u>	<u>120,350</u>	<u>62,027</u>	<u>(58,323)</u>
Expenditures				
Public safety	120,350	120,350	52,533	(67,817)
Capital outlay	<u>-</u>	<u>-</u>	<u>-</u>	<u>-</u>
Total Expenditures	<u>120,350</u>	<u>120,350</u>	<u>52,533</u>	<u>(67,817)</u>
Net Change in Fund Balance	<u>\$ -</u>	<u>\$ -</u>	9,494	<u>\$ 9,494</u>
Reconciliation to GAAP Basis				
To record effect of changes in receivables and other assets and payables and other liabilities			(2,206)	
Fund Balance, beginning of year			<u>293,658</u>	
Fund Balance, end of year			<u>\$ 300,946</u>	

MCDUFFIE COUNTY, GEORGIA
SCHEDULE OF REVENUES, EXPENDITURES, AND CHANGES IN FUND BALANCE –
BUDGET (BUDGETARY BASIS) AND ACTUAL
LAW LIBRARY FUND
FOR THE YEAR ENDED DECEMBER 31, 2023

	Original Budget	Final Budget	Actual	Variance Over (Under)
Revenues				
Fines and forfeitures	\$ 18,500	\$ 18,500	\$ 13,079	\$ (5,421)
Interest income	15	15	406	391
Prior year	<u>-</u>	<u>-</u>	<u>-</u>	<u>-</u>
Total Revenues	<u>18,515</u>	<u>18,515</u>	<u>13,485</u>	<u>(5,030)</u>
Expenditures				
General government	<u>18,515</u>	<u>18,515</u>	<u>13,861</u>	<u>(4,654)</u>
Total Expenditures	<u>18,515</u>	<u>18,515</u>	<u>13,861</u>	<u>(4,654)</u>
Net Change in Fund Balance	<u>\$ -</u>	<u>\$ -</u>	(376)	<u>\$ (376)</u>
Reconciliation to GAAP Basis				
To record effect of changes in receivables and other assets and payables and other liabilities			-	
Fund Balance, beginning of year			<u>28,709</u>	
Fund Balance, end of year			<u>\$ 28,333</u>	

MCDUFFIE COUNTY, GEORGIA
SCHEDULE OF REVENUES, EXPENDITURES, AND CHANGES IN FUND BALANCE –
BUDGET (BUDGETARY BASIS) AND ACTUAL
JUVENILE PROBATION FUND
FOR THE YEAR ENDED DECEMBER 31, 2023

	Original Budget	Final Budget	Actual	Variance Over (Under)
Revenues				
Fees for services	\$ 200	\$ 200	\$ 160	\$ (40)
Total Revenues	200	200	160	(40)
Expenditures				
Public safety	200	200	-	(200)
Total Expenditures	200	200	-	(200)
Net Change in Fund Balance	\$ -	\$ -	160	\$ 160
Reconciliation to GAAP Basis				
To record effect of changes in receivables and other assets and payables and other liabilities			-	
Fund Balance, beginning of year			47,265	
Fund Balance, end of year			\$ 47,425	

MCDUFFIE COUNTY, GEORGIA
SCHEDULE OF REVENUES, EXPENDITURES, AND CHANGES IN FUND BALANCE –
BUDGET (BUDGETARY BASIS) AND ACTUAL
DRUG TASK FORCE FUND
FOR THE YEAR ENDED DECEMBER 31, 2023

	Original Budget	Final Budget	Actual	Variance Over (Under)
Revenues				
Fines and forfeitures	\$ 23,500	\$ 23,500	\$ 27,848	\$ 4,348
Other	-	-	-	-
Prior year	7,850	7,850	-	(7,850)
Total Revenues	31,350	31,350	27,848	(3,502)
Expenditures				
Capital outlay	-	-	-	-
Public safety	11,000	11,000	9,218	(1,782)
Total Expenditures	11,000	11,000	9,218	(1,782)
Other Financing Sources				
Transfers	20,350	20,350	-	(20,350)
Net Change in Fund Balance	\$ 40,700	\$ 40,700	18,630	\$ (22,070)
Reconciliation to GAAP Basis				
To record effect of changes in receivables and other assets and payables and other liabilities			(957)	
Fund Balance, beginning of year			370,239	
Fund Balance, end of year			\$ 387,912	

MCDUFFIE COUNTY, GEORGIA
SCHEDULE OF REVENUES, EXPENDITURES, AND CHANGES IN FUND BALANCE –
BUDGET (BUDGETARY BASIS) AND ACTUAL
HOTEL/MOTEL TAX FUND
FOR THE YEAR ENDED DECEMBER 31, 2023

	Original Budget	Final Budget	Actual	Variance Over (Under)
Revenues				
Taxes	\$ 300,000	\$ 300,000	\$ 320,257	\$ 20,257
Other	-	-	712	712
Prior year	<u>600</u>	<u>67,022</u>	<u>-</u>	<u>(67,022)</u>
Total Revenues	<u>300,600</u>	<u>367,022</u>	<u>320,969</u>	<u>(46,053)</u>
Expenditures				
General government	<u>215,098</u>	<u>281,520</u>	<u>281,520</u>	<u>(0)</u>
Total Expenditures	<u>215,098</u>	<u>281,520</u>	<u>281,520</u>	<u>(0)</u>
Other Financing Sources				
Transfers	<u>(85,502)</u>	<u>(85,502)</u>	<u>(85,502)</u>	<u>-</u>
Net Change in Fund Balance	<u>\$ -</u>	<u>\$ -</u>	(46,052)	<u>\$ (46,052)</u>
Reconciliation to GAAP Basis				
To record effect of changes in receivables and other assets and payables and other liabilities			(2,632)	
Fund Balance, beginning of year			<u>100,596</u>	
Fund Balance, end of year			<u>\$ 51,912</u>	

MCDUFFIE COUNTY, GEORGIA
SCHEDULE OF REVENUES, EXPENDITURES, AND CHANGES IN FUND BALANCE –
BUDGET (BUDGETARY BASIS) AND ACTUAL
EMERGENCY TELEPHONE SYSTEM FUND
FOR THE YEAR ENDED DECEMBER 31, 2023

	Original Budget	Final Budget	Actual	Variance Over (Under)
Revenues				
Fees for services	\$ 51,000	\$ 51,000	\$ -	\$ (51,000)
Intergovernmental	-	-	-	-
Prior year	-	-	-	-
Total Revenues	<u>51,000</u>	<u>51,000</u>	<u>-</u>	<u>(51,000)</u>
Expenditures				
Public safety	<u>51,000</u>	<u>51,000</u>	<u>-</u>	<u>(51,000)</u>
Total Expenditures	<u>51,000</u>	<u>51,000</u>	<u>-</u>	<u>(51,000)</u>
Other Financing Sources				
Transfers from General Fund	<u>-</u>	<u>-</u>	<u>-</u>	<u>-</u>
Net Change in Fund Balance	<u>\$ -</u>	<u>\$ -</u>	<u>-</u>	<u>\$ -</u>
Reconciliation to GAAP Basis				
To record effect of changes in receivables and other assets and payables and other liabilities				
Fund Balance, beginning of year			<u>51,445</u>	
Fund Balance, end of year			<u>\$ 51,445</u>	

MCDUFFIE COUNTY, GEORGIA
SCHEDULE OF REVENUES, EXPENDITURES, AND CHANGES IN FUND BALANCE –
BUDGET (BUDGETARY BASIS) AND ACTUAL
LANDFILL SURCHARGE FUND
FOR THE YEAR ENDED DECEMBER 31, 2023

	Original Budget	Final Budget	Actual	Variance Over (Under)
Revenues				
Fees for services	\$ 62,210	\$ 62,210	\$ 55,291	\$ (6,919)
Prior year	<u>-</u>	<u>-</u>	<u>-</u>	<u>-</u>
Total Revenues	<u>62,210</u>	<u>62,210</u>	<u>55,291</u>	<u>(6,919)</u>
Expenditures				
Other	62,210	62,210	53,409	(8,801)
Capital outlay	<u>-</u>	<u>-</u>	<u>-</u>	<u>-</u>
Total Expenditures	<u>62,210</u>	<u>62,210</u>	<u>53,409</u>	<u>(8,801)</u>
Other Financing Sources				
Transfers	<u>-</u>	<u>-</u>	<u>-</u>	<u>-</u>
Net Change in Fund Balance	<u>-</u>	<u>-</u>	1,883	<u>1,883</u>
Reconciliation to GAAP Basis				
To record effect of changes in receivables and other assets and payables and other liabilities			(15,821)	
Fund Balance, beginning of year			<u>132,281</u>	
Fund Balance, end of year			<u>\$ 118,343</u>	

MCDUFFIE COUNTY, GEORGIA
SCHEDULE OF REVENUES, EXPENDITURES, AND CHANGES IN FUND BALANCE –
BUDGET (BUDGETARY BASIS) AND ACTUAL
WIRELESS EMERGENCY TELEPHONE SYSTEM FUND
FOR THE YEAR ENDED DECEMBER 31, 2023

	Original Budget	Final Budget	Actual	Variance Over (Under)
Revenues				
Fees for Services	\$ 463,500	\$ 463,500	\$ 463,255	\$ (245)
Intergovernmental	388,784	388,754	324,615	(64,139)
Prior year	<u>70,000</u>	<u>70,000</u>	<u>-</u>	<u>(70,000)</u>
Total Revenues	<u>922,284</u>	<u>922,254</u>	<u>787,870</u>	<u>(70,000)</u>
Expenditures				
Public Safety	<u>922,254</u>	<u>922,254</u>	<u>767,438</u>	<u>(154,816)</u>
Total Expenditures	<u>922,254</u>	<u>922,254</u>	<u>767,438</u>	<u>(154,816)</u>
Net Change in Fund Balance	<u>\$ 30</u>	<u>\$ -</u>	20,432	<u>\$ 20,432</u>
Reconciliation to GAAP Basis				
To record effect of changes in receivables and other assets and payables and other liabilities			(8,349)	
Fund Balance, beginning of year			<u>75,811</u>	
Fund Balance, end of year			<u>\$ 87,894</u>	

MCDUFFIE COUNTY, GEORGIA
SCHEDULE OF REVENUES, EXPENDITURES, AND CHANGES IN FUND BALANCE –
BUDGET (BUDGETARY BASIS) AND ACTUAL
DRUG FORFEITURE FUND
FOR THE YEAR ENDED DECEMBER 31, 2023

	Original Budget	Final Budget	Actual	Variance Over Over (Under)
Revenues				
Federal	\$ 7,000	\$ 7,000	\$ 10,808	\$ 3,808
State	2,000	2,000	39,680	37,680
Interest	10	10	61	51
Prior year	-	-	-	-
Total Revenues	9,010	9,010	50,549	41,539
Expenditures				
Public safety	9,010	9,010	4,890	(4,120)
Total Expenditures	9,010	9,010	4,890	(4,120)
Net Change in Fund Balance	\$ -	\$ -	45,659	\$ 45,659
Reconciliation to GAAP Basis				
To record effect of changes in receivables and other assets and payables and other liabilities			-	
Fund Balance, beginning of year			159,436	
Fund Balance, end of year			\$ 205,095	

MCDUFFIE COUNTY, GEORGIA
SCHEDULE OF REVENUES, EXPENDITURES, AND CHANGES IN FUND BALANCE –
BUDGET (BUDGETARY BASIS) AND ACTUAL
LMIG FUND
FOR THE YEAR ENDED DECEMBER 31, 2023

	Original Budget	Final Budget	Actual	Variance Over (Under)
Revenues				
Intergovernmental	\$ 500,000	\$ 508,773	\$ 508,772	\$ (1)
Total Revenues	<u>500,000</u>	<u>508,773</u>	<u>508,772</u>	<u>(1)</u>
Expenditures				
Public works	<u>500,000</u>	<u>508,773</u>	<u>508,772</u>	<u>(1)</u>
Total Expenditures	<u>500,000</u>	<u>508,773</u>	<u>508,772</u>	<u>(1)</u>
Net Change in Fund Balance	<u>\$ -</u>	<u>\$ -</u>	-	<u>\$ -</u>
Reconciliation to GAAP Basis				
To record effect of changes in receivables and other assets and payables and other liabilities			-	
Fund Balance, beginning of year			<u>-</u>	
Fund Balance, end of year			<u>\$ -</u>	

MCDUFFIE COUNTY, GEORGIA
SCHEDULE OF REVENUES, EXPENDITURES, AND CHANGES IN FUND BALANCE –
BUDGET (BUDGETARY BASIS) AND ACTUAL
DRUG COURT
FOR THE YEAR ENDED DECEMBER 31, 2023

	Original Budget	Final Budget	Actual	Variance Over (Under)
Revenues				
Fines and forfeitures	\$ 169,234	\$ 169,234	\$ 126,509	\$ (42,725)
Other	-	-	-	-
Prior year	-	-	-	-
Total Revenues	<u>169,234</u>	<u>169,234</u>	<u>126,509</u>	<u>(42,725)</u>
Expenditures				
Capital outlay	-	-	-	-
Public safety	<u>183,584</u>	<u>183,584</u>	<u>129,104</u>	<u>(54,480)</u>
Total Expenditures	<u>183,584</u>	<u>183,584</u>	<u>129,104</u>	<u>(54,480)</u>
Other Financing Sources				
Transfers	<u>14,350</u>	<u>14,350</u>	<u>(9,571)</u>	<u>(23,921)</u>
Net Change in Fund Balance	<u>\$ -</u>	<u>\$ -</u>	(12,166)	<u>\$ (12,166)</u>
Reconciliation to GAAP Basis				
To record effect of changes in receivables and other assets and payables and other liabilities			29,735	
Fund Balance, beginning of year			<u>103,154</u>	
Fund Balance, end of year			<u>\$ 120,723</u>	

MCDUFFIE COUNTY, GEORGIA
SCHEDULE OF REVENUES, EXPENDITURES, AND CHANGES IN FUND BALANCE –
BUDGET (BUDGETARY BASIS) AND ACTUAL
TRANSPORTATION FUND
FOR THE YEAR ENDED DECEMBER 31, 2023

	Original Budget	Final Budget	Actual	Variance Over (Under)
Revenues				
Fees for services	\$ 16,025	\$ 16,025	\$ 17,578	\$ 1,553
Intergovernmental	<u>426,817</u>	<u>432,708</u>	<u>531,346</u>	<u>98,638</u>
Total Revenues	<u>442,842</u>	<u>448,733</u>	<u>548,924</u>	<u>100,191</u>
Expenditures				
Health and welfare	<u>442,842</u>	<u>448,733</u>	<u>448,708</u>	<u>(25)</u>
Total Expenditures	<u>442,842</u>	<u>448,733</u>	<u>448,708</u>	<u>(25)</u>
Other Financing Sources				
Transfers	<u>-</u>	<u>-</u>	<u>-</u>	<u>-</u>
Net Change in Fund Balance	<u>\$ -</u>	<u>\$ -</u>	100,216	<u>\$ 100,216</u>
Reconciliation to GAAP Basis				
To record effect of changes in receivables and other assets and payables and other liabilities			(19,767)	
Fund Balance, beginning of year			<u>14,747</u>	
Fund Balance, end of year			<u>\$ 95,196</u>	

MCDUFFIE COUNTY, GEORGIA
SCHEDULE OF REVENUES, EXPENDITURES, AND CHANGES IN FUND BALANCE –
BUDGET (BUDGETARY BASIS) AND ACTUAL
MULTIPLE GRANT FUND
FOR THE YEAR ENDED DECEMBER 31, 2023

	Original Budget	Final Budget	Actual	Variance Over (Under)
Revenues				
Grant revenues	\$ 59,323	\$ 148,216	\$ 140,467	\$ (7,749)
Total Revenues	<u>59,323</u>	<u>148,216</u>	<u>140,467</u>	<u>(7,749)</u>
Expenditures				
Capital outlay	-	-	-	-
Grant expenditures	<u>59,323</u>	<u>148,216</u>	<u>132,169</u>	<u>(16,047)</u>
Total Expenditures	<u>59,323</u>	<u>148,216</u>	<u>132,169</u>	<u>(16,047)</u>
Net Change in Fund Balance	<u>\$ -</u>	<u>\$ -</u>	8,298	<u>\$ 8,298</u>
Reconciliation to GAAP Basis				
To record effect of changes in receivables and other assets and payables and other liabilities			(9,297)	
Fund Balance, beginning of year			<u>25,299</u>	
Fund Balance, end of year			<u>\$ 24,300</u>	

MCDUFFIE COUNTY, GEORGIA
SCHEDULE OF REVENUES, EXPENDITURES, AND CHANGES IN FUND BALANCE –
BUDGET (BUDGETARY BASIS) AND ACTUAL
AMERICAN RESCUE FUND
FOR THE YEAR ENDED DECEMBER 31, 2023

	Original Budget	Final Budget	Actual	Variance Over (Under)
Revenues				
Federal	\$ 4,139,606	\$ 4,139,606	\$ -	\$ (4,139,606)
Interest	20,000	20,000	215,826	195,826
	<u>-</u>	<u>-</u>	<u>-</u>	<u>-</u>
Total Revenues	<u>4,159,606</u>	<u>4,159,606</u>	<u>215,826</u>	<u>(3,943,780)</u>
Expenditures				
Health and welfare	<u>4,159,606</u>	<u>4,159,606</u>	<u>90</u>	<u>(4,159,516)</u>
Total Expenditures	<u>4,159,606</u>	<u>4,159,606</u>	<u>90</u>	<u>(4,159,516)</u>
Net Change in Fund Balance	<u>\$ -</u>	<u>\$ -</u>	215,736	<u>\$ 215,736</u>
Reconciliation to GAAP Basis				
To record effect of changes in receivables and other assets and payables and other liabilities			(101)	
Fund Balance, beginning of year			<u>4,199,272</u>	
Fund Balance, end of year			<u>\$ 4,414,907</u>	

MCDUFFIE COUNTY, GEORGIA
SCHEDULE OF REVENUES, EXPENDITURES, AND CHANGES IN FUND BALANCE –
BUDGET (BUDGETARY BASIS) AND ACTUAL
CDBG FUND
FOR THE YEAR ENDED DECEMBER 31, 2023

	Original Budget	Final Budget	Actual	Variance Over (Under)
Revenues				
Intergovernmental	\$ 1,300,000	\$ 1,300,000	\$ 136,430	\$ (1,163,570)
Total Revenues	<u>1,300,000</u>	<u>1,300,000</u>	<u>136,430</u>	<u>(1,163,570)</u>
Expenditures				
Capital outlay	<u>1,300,000</u>	<u>1,300,000</u>	<u>46,563</u>	<u>(1,253,437)</u>
Total Expenditures	<u>1,300,000</u>	<u>1,300,000</u>	<u>46,563</u>	<u>(1,253,437)</u>
Net Change in Fund Balance	<u>\$ -</u>	<u>\$ -</u>	89,867	<u>\$ 89,867</u>
Reconciliation to GAAP Basis				
To record effect of changes in receivables and other assets and payables and other liabilities			148,260	
Fund Balance, beginning of year			<u>(117,404)</u>	
Fund Balance, end of year			<u>\$ 120,723</u>	

FIDUCIARY FUNDS

Agency funds are used to account for assets that are held by the government as the agent for individuals, private organizations, other governments and/or other funds.

Clerk of Court – to account for the receipt and disbursement of court ordered fines and fees made on behalf of third parties.

Probate Court – to account for the receipt and disbursement of funds held on behalf of others and fees for services provided under State law.

Sheriff – to account for the receipt and disbursement of fees and services provided under State law.

Tax Commissioner - to account for tax billings, collections, and remittances held by the Tax Commissioner on behalf of other governmental agencies.

Magistrate's Court – to account for the receipt and disbursement of bonds and court ordered fines and fees made on behalf of third parties.

MCDUFFIE COUNTY, GEORGIA
COMBINING BALANCE SHEET
FIDUCIARY FUNDS
DECEMBER 31, 2023

	Custodial Funds Other					
	Clerk of Court	Probate Court	Sheriff	Tax Commissioner	Magistrate Court	Total
Assets						
Assets						
Cash	\$ 856,674	\$ 45,302	\$ 98,496	\$ 2,568,613	\$ 31,554	\$ 3,600,639
Total Assets	<u>\$ 856,674</u>	<u>\$ 45,302</u>	<u>\$ 98,496</u>	<u>\$ 2,568,613</u>	<u>\$ 31,554</u>	<u>\$ 3,600,639</u>
Net Position						
Restricted for individuals, organizations, other governments						
Due to General Fund	\$ 30,010	\$ 18,807	\$ 26,225	\$ 150,507	\$ 3,155	\$ 228,704
Due to others	<u>826,664</u>	<u>26,495</u>	<u>72,271</u>	<u>2,418,106</u>	<u>28,399</u>	<u>3,371,935</u>
Total Liabilities and Net Position	<u>\$ 856,674</u>	<u>\$ 45,302</u>	<u>\$ 98,496</u>	<u>\$ 2,568,613</u>	<u>\$ 31,554</u>	<u>\$ 3,600,639</u>

MCDUFFIE COUNTY, GEORGIA
COMBINING STATEMENT OF CHANGES IN ASSETS AND LIABILITIES
FIDUCIARY FUNDS
FOR THE YEAR ENDED DECEMBER 31, 2023

	Custodial Funds Other					
	Clerk of Court	Probate Court	Sheriff	Tax Commissioner	Magistrate Court	Total
Assets						
Cash						
Balance at beginning of year	\$ 425,084	\$ 55,645	\$ 113,686	\$ 522,276	\$ 24,982	\$ 1,141,673
Additions	1,281,690	759,788	421,118	27,401,434	167,814	30,031,844
Deletions	<u>850,100</u>	<u>770,131</u>	<u>436,308</u>	<u>25,355,097</u>	<u>161,242</u>	<u>27,572,878</u>
Balance at end of year	<u>856,674</u>	<u>45,302</u>	<u>98,496</u>	<u>2,568,613</u>	<u>31,554</u>	<u>3,600,639</u>
Total Assets	<u>\$ 856,674</u>	<u>\$ 45,302</u>	<u>\$ 98,496</u>	<u>\$ 2,568,613</u>	<u>\$ 31,554</u>	<u>\$ 3,600,639</u>
Net Position						
Restricted for individuals, organizations, other governments						
Balance at beginning of year	\$ 425,084	\$ 55,645	\$ 113,686	\$ 522,276	\$ 24,982	\$ 1,141,673
Additions	1,281,690	759,788	421,118	27,401,434	167,814	30,031,844
Deletions	<u>850,100</u>	<u>770,131</u>	<u>436,308</u>	<u>25,355,097</u>	<u>161,242</u>	<u>27,572,878</u>
Balance at end of year	<u>856,674</u>	<u>45,302</u>	<u>98,496</u>	<u>2,568,613</u>	<u>31,554</u>	<u>3,600,639</u>
Total Liabilities and Net Position	<u>\$ 856,674</u>	<u>\$ 45,302</u>	<u>\$ 98,496</u>	<u>\$ 2,568,613</u>	<u>\$ 31,554</u>	<u>\$ 3,600,639</u>

This page left blank intentionally.

SUPPLEMENTARY INFORMATION

MCDUFFIE COUNTY, GEORGIA
SCHEDULE OF SPECIAL PURPOSE LOCAL OPTION SALES TAX 2004-2008
FOR THE FISCAL YEAR ENDED DECEMBER 31, 2023

Project: SPLOST IV
McDuffie County/City of Thomson, Georgia
Town of Dearing, Georgia
Street and Capital Outlay Projects

Purpose (in funding sequence)	Estimated Cost	Revised Cost	Prior Years	Current Year	Total	Estimated Percentage of Completion
Funded simultaneously						
City of Thomson						
Ladder truck	517,000	517,000	517,000	-	517,000	100%
Breathing apparatus	65,000	64,242	64,242	-	64,242	100%
T/E Project	260,000	260,000	259,212	-	259,212	100%
Big Creek	2,515,000	3,370,550	3,370,550	-	3,370,550	100%
Scada	175,000	143,273	143,273	-	143,273	100%
Other city water/sewer projects	721,000	130,032	213,469	-	213,469	164%
Development Authority						
Economic Development	1,900,000	1,710,250	1,491,752	-	1,491,752	87%
Thomson Company	500,000	689,750	932,966	-	932,966	135%
McDuffie County						
Boys & Girls Club		117,909	116,894	-	116,894	99%
Water and Sewer	2,906,998	768,145	633,380	-	633,380	82%
Airport		8,240	10,443	-	10,443	127%
Road Construction and Improvements						
	2,721,482	2,795,178	2,748,493		2,748,493	98%
Recreation						
	2,500,000	2,453,644	2,512,123	-	2,512,123	102%
Technology	50,000		-	-	-	-
Land		25,621	25,709	-	25,709	100%
Public Safety						
Pumpers (2)	243,992	34,440		-	-	0%
Fire Station #1	1,044,114	1,086,477	1,179,433	-	1,179,433	109%
Fire Station #6	-		-	-	-	
Brush trucks (2)	-	61,340	61,340	-	61,340	100%
Rescue Truck	61,340		-	-	-	
Information Technology	50,000		-	-	-	
Gear	520	47,810	59,938		59,938	125%
Government Complex						
	1,600,000	2,514,038	2,524,871		2,524,871	100%
Government Complex	100,000	101,552	97,255	-	97,255	96%
Senior Citizens Center						
Senior Citizens Center		23,397	23,685		23,685	101%
Department Family & Children						
Improvements		3,999	3,999		3,999	100%
Advertising Costs			1,901	390	2,291	
McDuffie County Hospital						
Ambulances (3)	270,000	234,630	234,630		234,630	100%
Cardiac monitor		41,928	41,928		41,928	100%
Hospital Expansion	1,000,000	1,000,000	1,000,000		1,000,000	100%
Town of Dearing						
Fire Station		25,000	25,000		25,000	100%
Gym Renovations		78,331	78,331		78,331	100%
Totals	\$ 19,201,446	\$ 18,306,776	\$ 18,371,817	\$ 390	\$ 18,372,207	

MCDUFFIE COUNTY, GEORGIA
SCHEDULE OF SPECIAL PURPOSE LOCAL OPTION SALES TAX 2009-2014
FOR THE FISCAL YEAR ENDED DECEMBER 31, 2023

Project: SPLOST V
 McDuffie County/City of Thomson, Georgia
 Town of Dearing, Georgia
 Street and Capital Outlay Projects

Purpose (in funding sequence)	Original Estimated Cost	Revised Estimated Cost	Prior Years	Current Year	Total	Estimated Percentage of Completion
Funded simultaneously						
City of Thomson						
City Street Resurfacing	700,000	630,000	624,385	-	624,385	99%
City Fire Engine	300,000	283,997	283,997	-	283,997	100%
City Station #2 improvements	100,000	50,000	-	-	-	0%
Skate Park	300,000	198,554	198,554	-	198,554	100%
Walking Track	25,000	23,523	23,523	-	23,523	100%
Water/Sewer						
Water Line Replacement	120,000	98,918	98,917	-	98,917	100%
Sewer Plant Improvement	1,000,000	1,000,468	1,022,409	-	1,022,409	102%
Usry Pond Improvement	750,000	-	-	-	-	0%
Augusta Road Plant Project	1,250,000	255,481	224,739	-	224,739	88%
Raising Usry Pond Dam	690,000	-	-	-	-	0%
Big Creek		34,590	34,590	-	34,590	100%
De-watering Project		988,276	988,278	-	988,278	100%
Development Authority						
Land Development	250,000	75,000	111,922	-	111,922	149%
Land Acquisition	250,000	75,000	-	-	-	0%
Thomson Company Redevelopment	250,000	150,000	126,430	-	126,430	84%
Infrastructure	150,000	240,000	293,917	-	293,917	122%
Information Technology	50,000	50,000	68,174	-	68,174	136%
Landscaping/Signage	50,000	10,000	-	-	-	0%
McDuffie County						
Government Center Complex						
Government Center	11,510,428	12,229,377	10,189,507	-	10,189,507	83%
Roads & Streets						
County Road Resurfacing	1,800,000	1,620,000	1,608,562	-	1,608,562	99%
Airport						
Runway Overlay	200,000	160,000	169,269	-	169,269	106%
Recreation						
Restrooms @ Sweetwater Park Football	75,000	71,712	71,712		71,712	100%
Bleachers for Gym @ Sweetwater Park	57,000	42,594	42,594		42,594	100%
Outdoor Bleachers Cover for Shade	75,000				-	0%
Walking Track Improvements @ Sweetwater	60,000	14,709	14,709		14,709	100%
Recreation other	690,000	150,673	167,927		167,927	111%
Land Acquisition for City Parks	108,000	91,081	91,200		91,200	100%
Information Technology						
New Computer Applications & Improvements	500,000	500,000	500,000	-	500,000	100%
Public Safety						
EMS, 2 Ambulances	225,000	225,000	225,000		225,000	100%
County Fire Engine	300,000	291,621	291,621		291,621	100%
County Brush Truck	100,000	105,452	100,673		100,673	95%
County Fire Service Truck	150,000	59,809	64,588		64,588	108%
County Station #4	150,000	176,622	176,788		176,788	100%
Advertising Costs			2,165	312	2,477	
Banking fees			50		50	
McDuffie County Hospital						
New Inpatient Unit (Partial for Debt Service)	3,000,000	500,000	500,000		500,000	100%
Town of Dearing						
City Hall Playground Area &		78,816	78,816		78,816	100%
Bill Eubanks Improvement	150,000	5,913	5,913		5,913	100%
Totals	\$ 25,385,428	\$ 20,487,186	\$ 18,400,929	\$ 312	\$ 18,401,241	

MCDUFFIE COUNTY, GEORGIA
SCHEDULE OF SPECIAL PURPOSE LOCAL OPTION SALES TAX 2015-2020
FOR THE FISCAL YEAR ENDED DECEMBER 31, 2023

Project: SPLOST VI
McDuffie County/City of Thomson, Georgia
Town of Dearing, Georgia
Street and Capital Outlay Projects

Purpose (in funding sequence)	Original Estimated Cost	Revised Estimated Cost	Prior Years	Current Year	Total	Estimated Percentage of Completion
Funded simultaneously						
<u>CITY OF THOMSON</u>						
City HVAC, Lighting, Plumbing	96,000	96,000				0%
City shop improvements	150,000	150,000				0%
City fire protection equipment	400,000	400,000				0%
Capital Equipment - City	140,000	140,000				0%
Grant Match for storm water improvements	75,000	75,000				0%
City Street Improvements/Equipment	715,040	715,040	248,906		248,906	35%
Fire station facilities improvements	350,000	350,000	3,683		3,683	1%
Water/Sewer						
Capital Equipment, Water and Sewer Distribution	80,000	80,000	51,525		51,525	64%
Sewer Main Improvements and Grant Match	250,000	250,000	248,779		248,779	100%
Vacuum Truck for clearing	150,000	150,000	125,142		125,142	83%
Sewer plant improvements					-	0%
Sludge Dewatering	750,000	750,000			-	0%
Headworks Improvements	350,000	350,000			-	0%
Generator	75,000	75,000			-	0%
<u>DEVELOPMENT AUTHORITY</u>						
Industrial Capital Improvements	500,000	500,000				0%
Rock House Improvements	450,000	450,000	17,572	14,879	32,451	7%
<u>MCDUFFIE COUNTY</u>						0%
Airport						
Airport Infrastructure improvements and grant match	150,000	150,000	48,077		48,077	32%
Energy Efficiency Improvement Projects						
County HVAC, Lighting, Plumbing	204,000	204,000	100,000	7,429	107,429	53%
Government Center Complex						
Government Center Debt	11,556,151	11,556,151	9,293,635		9,293,635	80%
Information Technology						
SCADA Upgrades	75,000	75,000	75,000		75,000	100%
Computer applications and improvements	100,000	100,000	175,000		175,000	175%
County Maintenance Shop						
County shop improvements	160,000	160,000				0%
Public Safety						
Law enforcement center improvements	1,900,000	1,900,000	1,900,000		1,900,000	100%
Fire stations	100,000	100,000	205,076		205,076	205%
County Fire Protection equipment	800,000	800,000	895,045		895,045	112%
Ambulances (2)	250,000	250,000	213,480		213,480	85%
Animal Shelter	40,000	40,000				0%
Air Compressor	45,000	45,000	43,468		43,468	0%
Recreation						
Recreation Facilities	400,000	400,000	412,660		412,660	103%
Recreation Equipment	215,000	215,000	106,431	33,557	139,988	65%
Roads/Streets						
Capital Equipment - County	300,000	300,000				0%
County Road Improvements/Equipment	1,781,960	1,781,960	902,069		902,069	51%
Solid Waste						
Current station replacement	100,000	100,000				0%
Inert landfill improvements	200,000	200,000				0%
<u>TOWN OF DEARING</u>						
Dearing fire equipment	15,000	15,000				0%
Dearing recreation	77,000	77,000				0%
Advertising Costs			2,462	351	2,813	
TOTALS	\$ 23,000,151	\$ 23,000,151	\$ 15,068,010	\$ 56,216	\$ 15,124,226	

MCDUFFIE COUNTY, GEORGIA
SCHEDULE OF SPECIAL PURPOSE LOCAL OPTION SALES TAX 2021-2026
FOR THE FISCAL YEAR ENDED DECEMBER 31, 2023

Project: SPLOST VII
McDuffie County/City of Thomson, Georgia
Town of Dearing, Georgia
Street and Capital Outlay Projects

Purpose (in funding sequence)	Original Estimated Cost	Revised Estimated Cost	Prior Years	Current Year	Total	Estimated Percentage of Completion
Funded simultaneously						
<u>Airport Projects</u>						
Infrastructure Improvement and Grant Match	\$ 396,916	\$ 396,916	\$ -	\$ -	\$ -	0%
Improvements to Hangar	100,000	100,000	-	-	-	0%
<u>Broadband</u>						
Broadband Phase I	1,900,000	1,900,000	119,664		119,664	6%
Wireless Infrastructure	2,800,000	2,800,000	32,507	40,754	73,261	3%
						0%
<u>Community Development</u>						0%
Rock House	500,000	500,000	26,807		26,807	5%
Archway Initiatives	625,000	625,000			-	0%
Landscaping	125,000	125,000			-	0%
RSVP Initiatives	125,000	125,000			-	0%
Animal Shelter	150,000	150,000			-	0%
Roof at Chamber Office	30,000	30,000	24,887		24,887	83%
Campground Improvements	350,000	350,000	82,749		82,749	24%
Economic Development Site Improvements/Expansion	2,501,499	2,501,499	1,066,339	3,750	1,070,089	43%
<u>Information Technology</u>						
Backup System	70,000	70,000	70,000		70,000	100%
Phone System	80,000	80,000	80,127		80,127	100%
Security Appliances	25,000	25,000	27,901		27,901	112%
Network Upgrades	200,000	200,000	199,534		199,534	100%
Wireless System Upgrades	30,000	30,000	29,573		29,573	99%
<u>Public Safety Facility Improvements & Expansion</u>	1,500,000	1,500,000	5,800	33,243	39,043	3%
Fire Apparatus	2,125,000	2,125,000		627,172	627,172	0%
Ambulances	725,000	725,000	233,915	277,379	511,294	71%
<u>Public Works Equipment</u>						
City & County Shared Equipment	725,000	725,000			-	0%
City Equipment	215,000	215,000		139,357	139,357	65%
County Equipment	620,000	620,000			-	0%
<u>Recreation</u>						
Dearing Recreation Facility Improvements	100,000	100,000			-	0%
Handicap Playground	125,000	125,000			-	0%
Recreation Facilities	1,500,000	1,500,000	179,986	1,512,004	1,691,990	113%
Government Center Park	1,000,000	1,000,000			-	0%
<u>Solid Waste</u>						
Expansion of existing transfer station	1,800,000	1,800,000		477,419	477,419	27%
Water/Sewer Infrastructure Upgrades	4,000,000	4,000,000	150,750	99,747	250,497	6%
Advertising Costs			626	309	935	
TOTALS	\$ 24,443,415	\$ 24,443,415	\$ 2,331,165	\$ 3,211,133	\$ 5,542,298	23%

MCDUFFIE COUNTY, GEORGIA
SCHEDULE OF PROJECT EXPENDITURES AND SOURCE AND APPLICATION OF
FUNDS FOR COMMUNITY DEVELOPMENT BLOCK GRANTS
FOR THE FISCAL YEAR ENDED DECEMBER 31, 2023

Project: Community Development Block Grant
Public Facilities: Wrightsboro Road Multi-Activity Sewer and Housing Improvements
Grant Number: 19b-y-094-1-6077
Commencement of Project : October, 2019

<u>Purpose</u>	<u>Original Estimated Cost</u>	<u>Prior Years</u>	<u>Current Year</u>	<u>Total</u>	<u>Estimated Percentage of Completion</u>
Improvements	\$ 1,000,000	\$ 15,388	\$ -	\$ 15,388	2%

This page left blank intentionally.



INDEPENDENT AUDITORS' REPORT ON INTERNAL CONTROL OVER FINANCIAL
REPORTING AND ON COMPLIANCE AND OTHER MATTERS BASED ON AN AUDIT
OF FINANCIAL STATEMENTS PERFORMED IN ACCORDANCE WITH *GOVERNMENT
AUDITING STANDARDS*

To the Board of Commissioners
McDuffie County, Georgia

We have audited, in accordance with the auditing standards generally accepted in the United States of America and the standards applicable to financial audits contained in *Government Auditing Standards* issued by the Comptroller General of the United States, the financial statements of the governmental activities, the business-type activities, the discretely presented component units, each major fund, and the aggregate remaining fund information of McDuffie County, Georgia, as of and for the year ended December 31, 2023, and the related notes to the financial statements, which collectively comprise McDuffie County, Georgia's basic financial statements and have issued our report thereon dated June 28, 2024. Our report includes a reference to other auditors who audited the financial statements of McDuffie County Health Department, as described in our report on the McDuffie County, Georgia's financial statements. This report does not include the results of the other auditors' testing of internal control over financial reporting or compliance and other matters that are reported on separately by those auditors.

In planning and performing our audit of the financial statements, we considered McDuffie County, Georgia's internal control over financial reporting (internal control) as a basis for designing audit procedures that are appropriate in the circumstances for the purpose of expressing our opinions on the financial statements, but not for the purpose of expressing an opinion on the effectiveness of the McDuffie County, Georgia's internal control. Accordingly, we do not express an opinion on the effectiveness of the McDuffie County, Georgia's internal control.

A *deficiency in internal control* exists when the design or operation of a control does not allow management or employees, in the normal course of performing their assigned functions, to prevent, or detect and correct, misstatements on a timely basis. A *material weakness* is a deficiency, or a combination of deficiencies, in internal control, such that there is a reasonable possibility that a material misstatement of the entity's financial statements will not be prevented, or detected and corrected, on a timely basis. A *significant deficiency* is a deficiency, or a combination of deficiencies, in internal control that is less severe than a material weakness, yet important enough to merit attention by those charged with governance.

Our consideration of internal control was for the limited purpose described in the first paragraph of this section and was not designed to identify all deficiencies in internal control that might be material weaknesses or significant deficiencies. Given these limitations, during our audit we did not identify any deficiencies in internal control that we consider to be material weaknesses. However, material weaknesses or significant deficiencies may exist that were not identified.

Compliance and Other Matters

As part of obtaining reasonable assurance about whether McDuffie County, Georgia's financial statements are free from material misstatement, we performed tests of its compliance with certain provisions of laws, regulations, contracts, and grant agreements, noncompliance with which could have a direct and material effect on the financial statement. However, providing an opinion on compliance with those provisions was not an objective of our audit, and accordingly, we do not express such an opinion. The results of our tests disclosed no instances of noncompliance or other matters that are required to be reported under *Government Auditing Standards*.

Purpose of this Report

The purpose of this report is solely to describe the scope of our testing of internal control and compliance and the results of that testing, and not to provide an opinion on the effectiveness of the entity's internal control or on compliance. This report is an integral part of an audit performed in accordance with *Government Auditing Standards* in considering the entity's internal control and compliance. Accordingly, this communication is not suitable for any other purpose.

A handwritten signature in black ink that reads "Baird Audit Group, LLC". The script is cursive and fluid.

The Baird Audit Group, LLC
Certified Public Accountants

Augusta, Georgia
June 28, 2024

COMPLIANCE SECTION

MCDUFFIE COUNTY
SCHEDULE OF EXPENDITURES OF FEDERAL AWARDS
FOR THE YEAR ENDED DECEMBER 31, 2023

Federal Grantor/ Pass Thru Grantor/ Program Title	Federal CFDA Number	Grantor/ Contract Number	Expenditures
<u>U.S. Department of Transportation</u> (Passed through Georgia Department of Transportation)			
Transit Operating Assistance	20.509	2086-00-25-8202.0452	\$ 49,587
Transit Operating Assistance	20.509	2086-00-25-8202.0452	111,816
			<u>161,403</u>
Transportation Services	20.509	T0066181- FY23	20,560
			-
			<u>20,560</u>
Total U.S. Department of Transportation			<u>181,963</u>
<u>U.S. Department of Agriculture</u> A Community Facilities Grant	10-760	10-094-586002987	50,000
			<u>50,000</u>
Total U.S. Department of Agriculture			<u>50,000</u>
<u>U.S. Department of Health & Human Services</u> (Passed through Economic Opportunities Authority)			
Community Block Grant/EOA Nutrition	93.569	FY23	12,142
Community Block Grant/EOA Nutrition	93.569	FY24	8,330
			<u>20,472</u>
(Passed through Georgia Department of Public Health) Georgia Confinement Facilities	93.323	40500-CVD-19-85	3,817
Total U.S. Department of Health & Human Services			<u>24,289</u>
<u>U.S. Department of Homeland Security</u> (Passed through Georgia Emergency Management)			
Assistance to Firefighters Grant	91.039	EMW-2022-FG-05985	175,041
Total U.S. Department of Homeland Security			<u>175,041</u>
Direct Program Federal Asset Forfeiture Program			4,890
Total U.S. Department of Justice			<u>4,890</u>
			<u>\$ 436,183</u>
Total Expenditures of Federal Awards			

MCDUFFIE COUNTY, GEORGIA
SCHEDULE OF FINDINGS AND QUESTIONED COSTS
FOR THE YEAR ENDED DECEMBER 31, 2023

I. Summary of Auditors' Results

- A. The auditors' report expresses an unmodified opinion on the financial statements of McDuffie County, Georgia.
- B. No significant deficiencies were disclosed during the audit of the financial statements.
- C. No instances of noncompliance material to the financial statements of McDuffie County, Georgia, which would be required to be reported in accordance with Government Auditing Standards, were disclosed during the audit.
- D. No significant deficiencies in internal controls over financial reporting were disclosed during the audit.